



COVID-19 outbreaks in Australian residential aged care facilities

National snapshot

As at 5:00pm 20 January 2022 there are 19,059 active cases of COVID-19 related to aged care across 1,198 residential aged care facilities.

Table 1: Aged Care COVID-19 data as at 1700 of 20 January 2022¹

Active outbreaks	1,198²
Active resident cases	7,861
Active staff cases	11,198
Deaths since July 2021	435 ^{3 4 5}
Total number of residential aged care facilities that have had an outbreak	1,773
Total number of outbreaks at residential aged care facilities	2,391
Number of residential aged care facilities with resolved outbreaks	650 (927 outbreaks closed)
Total resident cases	12,041
Total staff cases	14,872

¹ Includes transition care

² On 20 January 2022 the Department completed a data cleanse, resulting in changes to the reported numbers of cases, outbreaks and deaths. Previously this report included recovered cases, however recovered cases are not reported to the department in a timely way and have been removed.

³ This includes 282 deaths in 2021 and 163 in 2022.

⁴ In New South Wales, COVID-19 death is defined as a death in a confirmed case unless there is a clear alternative cause of death that cannot be related to COVID-19. There should be no period of complete recovery from COVID-19 between illness and death

⁵ The Victorian Department of Health and Human Services defines a COVID death as any death that occurs within 28 days of a positive COVID test result

⁶ From 20 January 2021, the metric for reporting of Aspen Medicals contribution was changed from reporting roles to shifts. This now aligns with how the other providers are measured.

Analysis

Current situation in Australia

Joint arrangements are in place in all states and territories with active outbreak sites to support facilities with outbreaks and additional support for State emergency operation centres is being provided as the need arises. In Victoria, the Victorian Aged Care Response Centre is also fully operational, with Commonwealth and Victorian Government officials working closely together in a coordinated effort to respond to aged care outbreaks across the state.

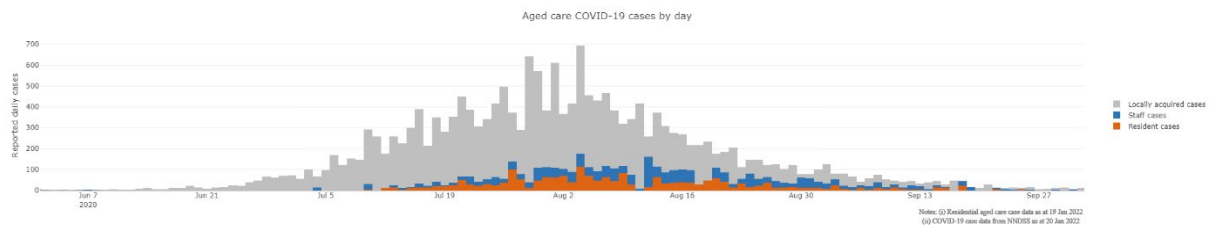
As at 12:00 hrs 19 January 2022 there has been a total of 1,506,602 cases of COVID-19 reported, including 550,014 active cases and 2,841 deaths in Australia.

As at 20 January there are:

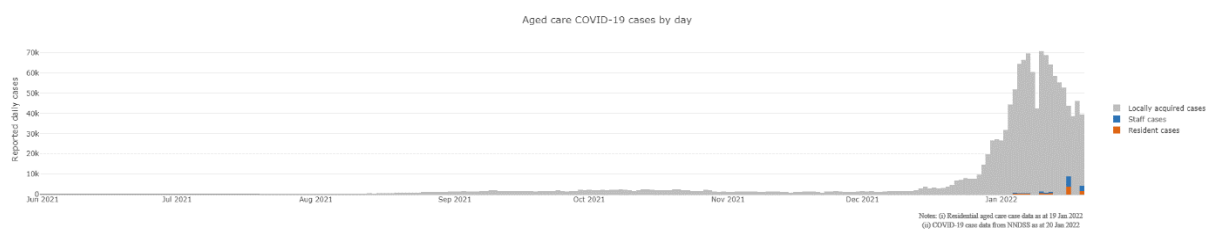
- 1,198 active outbreaks in residential aged care facilities nationally – 515 in NSW, 296 in Victoria, 139 in SA, 212 in QLD, 15 in TAS, 3 in the NT, and 18 in the ACT.
- 7,861 residents and 11,198 staff cases in verifiable active outbreaks.
 - Of the residents, 3,859 are in NSW, 1,708 in Victoria, 873 in SA, 1,309 in QLD, 42 in TAS, 15 in the NT and 55 in the ACT.
 - Of the staff, 5,382 are in NSW, 1,874 in Victoria, 1,353 in SA, 2,366 in QLD, 58 in TAS, 19 in NT and 146 in the ACT.
- 163 deaths have been reported in 2022 (a total of 1,134 since beginning of pandemic: 685 in 2020; 282 in 2021 and 163 in 2022).

Figure 1: Number of daily reported COVID-19 cases in Australian residential aged care Facilities overlaid with national locally acquired cases⁵⁷

June to October 2020



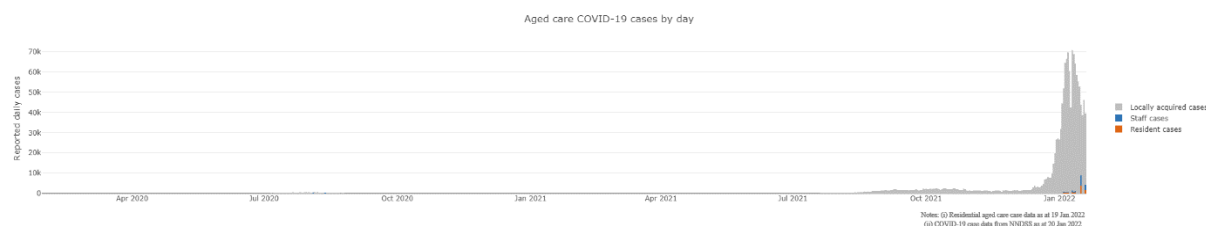
June 21 to January 2022



⁷ National daily cases sourced from NNDSS data as at 16 December 2021 and are filtered to locally acquired cases. Case numbers reflect the date of reporting which may differ to diagnosis date. Residential aged care facility staff and resident data sourced from the Department of Health Aged Care COVID Liaison Team. Totals reflect the date of case report and may be affected by delayed reporting.

⁵⁷ 'RACF' refers to cases in residential aged care facilities (staff and residents)

January 2022



International comparisons

During the COVID-19 pandemic, no country has been able to avoid outbreaks or deaths in residential aged care when there has been widespread community transmission.

The Australian death rate is 0.62 per cent (6.2 in 1,000) against the total number of residential aged care beds across the country.

By comparison, Canada has experienced over 13 times the number of deaths in care homes than Australia as at 12 January 2022.

- As at 12 January 2022, Canada had experienced 31,595 deaths. This includes 15,953 deaths at residential in care homes (or 51 per cent).
- 56 per cent of all aged care homes in Canada have had reported cases of COVID-19 in residents or staff (compared to 40 per cent in Australia).

Workforce in active residential aged care outbreaks

As at 20 January 2022, workforce surge staff have filled 77,103 shifts in aged care services impacted by COVID-19, these shifts include roles for GPs, nurses, care workers, allied health workers, executive and ancillary staff. This includes:

Table 2: Workforce resources supplied to residential aged care facilities

Agency	Resources Supplied (as at 20 January 2022)
State and NACER (National Aged Care Emergency Response) Teams	Tasmanian Government: 7 clinical and 2 support staff. Western Australian Government: 19 clinical personnel and 4 support staff. South Australian Government: 18 clinical personnel and 4 support staff. 12 NACER teams (70 personnel) have been deployed. The deployment of State and NACER teams is now complete.
Recruitment, Consulting, and Staffing Association (RCSA)	Staff supplied to fill 41,784 shifts.
Healthcare Australia	Staff supplied filled 6,644 shifts for workforce surge and 2,295 shifts for NACER teams.
Mable	Supplied 130 staff to fill 2,711 shifts.
Aspen Medical	14,441 shifts filled, including clinical first responder deployments. ⁸

Agency	Resources Supplied (as at 20 January 2022)
Health X	Supplied 94 staff to fill 6,514 shifts.
Torrens Health	Supplied 2,714 shifts in surge workforce roles.
Residential Aged Care Visitation Assistant (RACVA)	RACVAs completed 1,248 shifts.

Provision of personal protective equipment (PPE)

A range of resources and online training on the use of PPE is available on the Department's website for aged care workers.

Since March 2020, the Commonwealth Government has been working with state and territory governments to ensure aged care facilities have sufficient PPE. PPE is dispatched both directly from the National Medical Stockpile (NMS) and by jurisdictions on the NMS' behalf, depending on the specific circumstances.

As at 20 January 2022, the NMS has provided aged care facilities with approximately:

- 27 million masks
- 13 million gowns
- 34 million gloves
- 10 million goggles and face shields
- 130,000 bottles of hand sanitiser

The NMS remains well positioned to respond rapidly to critical shortages of PPE and other medical supplies anywhere in Australia. This includes a series of bulk dispatches of personal protective equipment (PPE) intended to avert any potential critical supply shortages, as well as urgent deployments to organisations and individuals at risk of exposure to COVID-19.

Testing of aged care residents and staff

Rapid Antigen Testing for Aged Care

The Australian Government, through the Department of Health, made COVID-19 rapid antigen testing (RAT) kits available to residential aged care facilities and short-term restorative care (aged care services) in high transmission-risk areas and experiencing outbreaks. Recently, due to rapidly increasing case numbers across most states, delivery to non-outbreak sites has now adapted to a surge approach, aiming to deliver RAT to all RACFs in states that permit RAT use.

Since September 2021, more than 6.1 million RATs have been distributed to aged care facilities and a further 3 million are expected to be distributed in the coming week. More than 78 million have been purchased by the Australian Government and these are being prioritised for aged care.

Sonic Weekly Testing

As at 18 January 2022, under contract with the Commonwealth, Sonic Healthcare has conducted 1,439,331 COVID 19 tests at 2,875 unique residential aged care facilities (RACFs) nationally. Of the 1,439,331 tests conducted, 15,275 have been positive.

Vaccination in Residential Aged Care Facilities

As at 21 January 2022, a total of 446,902 doses have been administered to residents in residential aged care facilities.

The Australian Government's COVID-19 booster vaccination program for residential aged care facilities has commenced. Consistent with the initial vaccine roll-out to residential aged care, the booster program will start with in-reach clinics, delivered primarily by vaccine administration providers under contract arrangements to the Commonwealth. Boosters can also be delivered by residential aged care facility self-management and GP and pharmacy in-reach clinics.

All facilities scheduled for in-reach through VAS providers are expected to receive boosters by the end of January 2022.

Infection control and audits

The Aged Care Quality and Safety Commission (Commission) conducted an infection control monitoring (ICM) program in all Australian jurisdictions, working in partnership with local health authorities. This program was in addition to the Commission's usual assessment and auditing program, and included spot checks to residential aged care services, without an outbreak, to check compliance with PPE and infection control arrangements.

The purpose of the visit was to observe infection control practices, to ensure that staff, management and visitors were adhering to safe personal protective equipment protocols and to safe infection control arrangements as required under the quality standards.

As at 13 January 2022, the Commission had undertaken 2,916 spot checks to observe infection control practices and PPE protocols in residential aged care facilities. The Commission is transitioning to a COVID-normal regulatory response and has ICM Spot Check Visit program. ICM spot check visits will no longer be undertaken as separate activities and will instead progress within the Commission's usual regulatory operations.

All residential aged care facilities are required to engage an onsite clinical lead to provide leadership and increase capacity in relation to infection prevention and control. The Australian Government is providing a second payment of the COVID-19 supplement to assist facilities in meeting the additional costs of preparing for and responding to COVID-19.

In addition, under the Commonwealth-State Plan to boost aged care preparedness, states and territories are complementing the activity being undertaken by the Commission through additional site visits by state health services at the local level, which includes work relating to infection prevention and control (see Table 3 below). These visits are strengthening state health service relationships with local aged care services as part of the standing up of joint health aged care emergency response centres in each jurisdiction.

The Australian Government is working collaboratively with the states and territories to further bolster infection prevention and control through high quality face-to-face training in the aged care sector. In particular, the Government has committed \$57.8 million to fund states and territories to deliver additional targeted infection prevention and control (IPC) training to enhance RACF staff IPC skills; and undertake prevention, preparedness and response activities to address a COVID-19 outbreak in RACFs, including supporting RACFs to uplift IPC capacity by providing IPC training.

Table 3: Total Quality Assessment and Monitoring Activities with residential services (including IPC), by type and month 1 December 2020 – to 13 January 2022

Regulatory Activities	Jan-21	Feb-21	Mar-21	Apr-21	May-21	Jun-21	Jul-21	Aug-21	Sep-21	Oct-21	Nov-21	Dec-21	Jan-22	Total
Site visits	291	258	293	149	128	118	87	94	101	74	76	100	50	4,352
Non-site activities	356	364	252	143	82	599	530	909	868	287	164	232	33	15,112
Total	647	622	545	292	210	717	617	1,003	969	361	240	332	83	19,464

Appendix 1: National residential aged care services with Active outbreaks COVID-19⁶

Column1	NAPSID	ServiceName	State	Resident Cases	Resident Deaths	Staff Cases	Total Cases
1	7990	Warrigal Care Calwell	ACT	14	0	19	33
2	6571	Pines Living	ACT	9	0	18	27
3	1206	BaptistCare Griffith	ACT	0	0	16	16
4	1208	Uniting Mirinjani Weston ACT	ACT	1	0	0	1
5	1188	Southern Cross Care Ozanam Residential Aged Care	ACT	0	0	3	3
6	1190	Sir Leslie Morshead Manor	ACT	0	0	4	4
7	1195	Adria Village Ltd	ACT	1	0	6	7
8	1198	Mountain View Aged Care Plus Centre	ACT	2	0	8	10
9	1200	St Andrews Village Hostel	ACT	1	0	8	9
10	1201	Bill McKenzie Gardens	ACT	3	0	2	5
11	1202	Uniting Eabrai Weston ACT	ACT	0	0	6	6
12	1192	RFBI Holt Masonic Village	ACT	1	0	2	3
13	23508	LDK Greenway Views	ACT	0	0	4	4
14	6800	Warrigal Care Stirling	ACT	10	0	18	28
15	1196	Villaggio Sant Antonio Hostel	ACT	9	1	21	30
16	1203	Goodwin Monash	ACT	2	0	1	3
17	6311	Southern Cross Care Campbell Residential Aged Care	ACT	1	0	1	2
18	1197	BaptistCare Carey Gardens Centre	ACT	2	0	3	5
19	1016	Harbison Burradoo	NSW	7	2	13	20
20	1038	Florence Price Gardens	NSW	0	0	2	2
21	1043	The Whiddon Group - Grafton	NSW	0	0	5	5
22	1045	Mareeba Aged Care	NSW	0	0	7	7
23	1049	Catholic Healthcare St Augustine's Aged Care	NSW	6	1	6	12
24	1077	Garden Village	NSW	8	0	13	21

⁶ On 20 January 2020 the Department completed a data cleanse, resulting in changes to the reported numbers of cases, outbreaks and deaths. Data presented is based on numbers of cases and deaths as reported to the department.

Column1	NAPSID	ServiceName	State	Resident Cases	Resident Deaths	Staff Cases	Total Cases
25	1100	Navorina Nursing Home	NSW	1	0	0	1
26	1121	Aurrum Kincumber	NSW	0	0	7	7
27	1126	Cooinda	NSW	11	0	16	27
28	1136	Southhaven Aged Care	NSW	15	0	57	72
29	1138	Turrumurra House Nursing Home	NSW	3	0	2	5
30	1149	Tarragal House	NSW	0	0	5	5
31	1151	Gillawarna Village	NSW	5	4	4	9
32	1156	Denhams Beach Care Community	NSW	0	0	6	6
33	116	Uniting Annesley Haberfield	NSW	1	0	1	2
34	1174	Russian Relief Association of St Sergius of Radonezh	NSW	113	8	91	204
35	1177	SummitCare Smithfield	NSW	44	0	45	89
36	137	Wesley Taylor	NSW	1	0	4	5
37	150	Cherrybrook Christian Care Centre	NSW	3	0	2	5
38	152	Uniting Locke Haven Petersham	NSW	0	0	2	2
39	160	Yallabee Village	NSW	23	1	2	25
40	161	Uniting Bruce Sharpe Rockdale	NSW	7	0	6	13
41	162	Our Lady Of Consolation Home	NSW	5	0	30	35
42	167	Uniting Springwood	NSW	4	0	5	9
43	185	Constitution Hill Aged Care	NSW	52	2	59	111
44	19334	Bupa Clemton Park	NSW	52	0	45	97
45	203	Woodberry Village	NSW	14	0	22	36
46	216	Christophorus House Hostel	NSW	9	0	11	20
47	217	Catholic Healthcare St Mary's Retirement Village	NSW	0	0	2	2
48	22792	Boronia House	NSW	26	1	31	57
49	22861	Dudley Foord House	NSW	6	0	8	14
50	237	Borella House	NSW	3	1	3	6
51	239	Maranatha House	NSW	0	0	6	6
52	298	The Whiddon Group - Laurieton	NSW	2	0	2	4

Column1	NAPSID	ServiceName	State	Resident Cases	Resident Deaths	Staff Cases	Total Cases
53	325	Vietnam Veterans Keith Payne VC Hostel	NSW	3	0	15	18
54	341	Illawarra Multi-Cultural Village Hostel	NSW	9	0	9	18
55	356	Riverwood Hostel	NSW	0	0	2	2
56	381	ACDMA Aged Care Services	NSW	3	0	16	19
57	386	Cardinal Stepinac Village	NSW	103	10	73	176
58	394	Uniting Illowra Waverley	NSW	0	0	2	2
59	396	HammondCare - The Meadows	NSW	10	0	12	22
60	400	Charingfield	NSW	1	0	1	2
61	398	Southern Cross Care St Francis Residential Aged Care	NSW	0	0	5	5
62	417	RFBI Berry Masonic Village	NSW	0	0	2	2
63	439	Uniting Koombahla Elermore Vale	NSW	4	0	10	14
64	440	Presbyterian Aged Care - Wescott	NSW	2	0	5	7
65	441	Uniting Northaven Turramurra	NSW	20	1	20	40
66	442	HammondCare - Princess Juliana Lodge	NSW	5	0	10	15
67	47	Paling Court Residential Aged Care	NSW	22	0	11	33
68	481	Harbison Moss Vale	NSW	2	0	13	15
69	502	Fig Tree Point Aged Care Facility	NSW	2	0	6	8
70	512	HammondCare - Leighton Lodge	NSW	26	0	19	45
71	519	The Donald Coburn Centre	NSW	0	0	11	11
72	523	Southern Cross Care Greystanes Residential Aged Care	NSW	1	0	4	5
73	5267	Thomas and Rosetta Agst Aged Care Facility	NSW	2	0	1	3
74	5270	Genista Aged Care Facility	NSW	3	0	5	8
75	531	St Joseph's Aged Care Facility Kensington	NSW	12	0	8	20
76	535	SummitCare Penrith	NSW	25	0	32	57
77	544	RSL ANZAC Village	NSW	1	0	1	2
78	5467	Courtlands Aged Care Facility	NSW	7	0	15	22
79	550	Estia Health Bankstown	NSW	46	2	49	95
80	552	Carol Allen House	NSW	11	0	10	21

Column1	NAPSID	ServiceName	State	Resident Cases	Resident Deaths	Staff Cases	Total Cases
81	5535	Southern Cross Care Marsfield Residential Aged Care	NSW	2	0	4	6
82	557	Governor Phillip Manor	NSW	1	0	12	13
83	565	St Catherine's Aged Care Services	NSW	8	0	8	16
84	57	Brian King Gardens	NSW	0	0	4	4
85	576	Catholic Healthcare Holy Spirit Dubbo	NSW	0	0	2	2
86	5858	Arcare Kanwal	NSW	6	0	9	15
87	586	St Josephs Nursing Home	NSW	1	0	5	6
88	5870	Tweed River Care Community	NSW	3	0	0	3
89	5873	Ruby Manor	NSW	12	0	25	37
90	5958	Riverside Gardens Nursing Care Centre	NSW	2	0	4	6
91	605	S Antonio Da Padova Nursing Home	NSW	30	0	36	66
92	607	Uniting Aldersgate Lilyfield	NSW	4	0	19	23
93	617	Ashwood Residential Care Service	NSW	41	2	23	64
94	6218	Uniting Quong Tart Ashfield	NSW	16	0	7	23
95	6224	Macleay Valley House	NSW	4	0	7	11
96	6230	Lucy Chieng Aged Care Centre	NSW	3	1	12	15
97	6378	Uniting Berry	NSW	0	0	4	4
98	641	Estia Health Camden	NSW	41	0	26	67
99	642	Canberra Nursing Home	NSW	27	1	31	58
100	643	The Maronite Sisters Of The Holy Family Village	NSW	40	0	17	57
101	6569	Anglican Care Scenic Lodge Merewether	NSW	1	0	1	2
102	676	HammondCare - Southwood	NSW	9	0	5	14
103	6804	Bella Vista Gardens	NSW	13	0	45	58
104	6880	Catholic Healthcare St Peter's Lane Cove North	NSW	1	0	4	5
105	6899	Pathways Sailors Bay	NSW	1	0	5	6
106	691	Lansdowne Aged Care Facility	NSW	39	3	37	76
107	6961	SummitCare Baulkham Hills	NSW	4	0	49	53
108	6964	Bupa Bankstown	NSW	33	0	33	66

Column1	NAPSID	ServiceName	State	Resident Cases	Resident Deaths	Staff Cases	Total Cases
109	707	Meredith House Nursing Home	NSW	0	0	12	12
110	718	BaptistCare Niola Centre	NSW	1	0	3	4
111	720	GyMEA Bay Aged Care	NSW	5	0	4	9
112	7273	St Brigid's Green Maroubra	NSW	5	0	41	46
113	7281	The Royce Manor	NSW	9	2	9	18
114	7619	Catholic Healthcare St Paul's Residential Aged Care	NSW	0	0	3	3
115	7975	HammondCare - Wahroonga	NSW	2	0	3	5
116	7977	Ron Middleton VC Gardens	NSW	6	0	6	12
117	7979	John Edmondson VC Gardens	NSW	21	0	36	57
118	804	Estia Health Epping - The Poplars	NSW	0	0	2	2
119	825	Thomas Street Lodge	NSW	6	2	10	16
120	828	Estia Health Kilbride	NSW	119	4	55	174
121	833	Beecroft House Aged Care	NSW	1	0	5	6
122	872	Glenwood Nursing Home	NSW	1	0	1	2
123	894	Moyne Aged Care Plus Centre (2519)	NSW	6	0	7	13
124	903	Mercy Aged Care Services (Singleton)	NSW	1	0	7	8
125	919	SummitCare Liverpool-173	NSW	40	2	40	80
126	94	Southern Cross Care St Catherine's Residential Aged Care	NSW	0	0	2	2
127	959	Bupa Greenacre	NSW	80	5	49	129
128	99	HammondCare - Bond House	NSW	11	0	20	31
129	978	Abbey House Aged Care	NSW	0	0	8	8
130	940	Estia Health Merrylands	NSW	17	1	24	41
131	946	IRT Berala on the Park	NSW	23	1	28	51
132	932	Columbia Aged Care Services - Strathdale Centre	NSW	17	0	13	30
133	939	Canterbury Place Care Community	NSW	30	0	6	36
134	906	Blacktown Nursing Home	NSW	4	0	19	23
135	897	Bupa North Rocks	NSW	47	0	46	93

Column1	NAPSID	ServiceName	State	Resident Cases	Resident Deaths	Staff Cases	Total Cases
136	889	Mona Vale View Care Community	NSW	0	0	3	3
137	879	Miranda Aged Care Facility	NSW	3	0	4	7
138	881	Fairfield Nursing Home	NSW	27	1	20	47
139	821	Southern Cross Care Marian Nursing Home	NSW	24	0	22	46
140	812	Avondale House	NSW	0	0	2	2
141	753	Wahroonga House	NSW	4	0	3	7
142	76	Wesley Tebbutt	NSW	2	0	2	4
143	75	Maybanke Aged Care Plus Centre	NSW	0	0	2	2
144	752	Regis Hurstville	NSW	0	0	2	2
145	7339	Warrigal Care Shell Cove	NSW	0	0	2	2
146	7259	Wesley Rayward	NSW	0	0	3	3
147	7217	Pathways Cronulla Pines	NSW	10	0	9	19
148	714	The Little Sisters of the Poor Mount St Joseph's Home	NSW	2	0	3	5
149	705	Maroba Nursing Home	NSW	9	0	8	17
150	6809	Moran Kellyville	NSW	28	3	37	65
151	6801	Moran Sylvania	NSW	2	0	8	10
152	6383	Japara The Mariner	NSW	0	0	3	3
153	6377	Hillside at Figtree	NSW	0	0	4	4
154	6232	Uniting Elanora Shellharbour	NSW	7	0	0	7
155	6237	Advantaged Care at Georges Manor	NSW	29	1	27	56
156	62	Southern Cross Care Cootamundra Residential Aged Care	NSW	0	0	2	2
157	621	Milford House Nursing Home	NSW	0	0	7	7
158	5943	Pembroke Lodge	NSW	8	0	25	33
159	5867	Durham Green Lodge Memory Care	NSW	12	0	8	20
160	5856	Mark Moran at Little Bay	NSW	0	0	6	6
161	5700	William Cape Gardens	NSW	21	0	0	21
162	5708	Chamberlain Gardens Aged Care	NSW	0	0	4	4

Column1	NAPSID	ServiceName	State	Resident Cases	Resident Deaths	Staff Cases	Total Cases
163	56	Warrina Village Hostel	NSW	0	0	3	3
164	5536	Bangalor Retreat	NSW	9	0	7	16
165	5523	Minchinbury Manor	NSW	1	0	4	5
166	5453	Indochinese Aged Care Services	NSW	0	0	15	15
167	532	Heritage Botany	NSW	1	0	4	5
168	5272	Uniting Salamander Bay	NSW	0	0	2	2
169	5276	IRT Greenwell Gardens	NSW	2	0	0	2
170	527	James Milson Village Woolwich	NSW	6	0	5	11
171	5255	Warrigal Care Queanbeyan	NSW	32	2	36	68
172	5256	Bupa Mosman	NSW	0	0	5	5
173	503	Mater Christi Aged Care Facility	NSW	4	0	16	20
174	479	Lara Aged Care	NSW	2	0	4	6
175	452	Koonambil Aged Care	NSW	1	0	5	6
176	454	Feros Village Byron Bay	NSW	0	0	2	2
177	455	Rathgar Lodge	NSW	2	0	1	3
178	432	Pacific Lodge Aged Care Plus Centre	NSW	5	1	13	18
179	414	Southern Cross Care Assumption Villa Residential Aged Care	NSW	2	0	6	8
180	385	HammondCare Waratah	NSW	0	0	7	7
181	383	Residential Gardens	NSW	34	1	45	79
182	384	Rose Mumbler Village	NSW	0	0	9	9
183	373	Heiden Park Lodge	NSW	10	0	21	31
184	365	HammondCare - Waldegrave House	NSW	0	0	2	2
185	348	Clelland Lodge	NSW	0	0	2	2
186	339	Peter Sinclair Gardens	NSW	1	0	0	1
187	316	Prunus Lodge	NSW	0	0	3	3
188	305	BaptistCare Dorothy Henderson Lodge	NSW	0	0	13	13
189	28	Oberon Multi-Purpose Service	NSW	1	0	0	1

Column1	NAPSID	ServiceName	State	Resident Cases	Resident Deaths	Staff Cases	Total Cases
190	272	Uniting Thomas Roseby Lodge Marrickville	NSW	14	0	3	17
191	271	BaptistCare Kularoo Centre	NSW	2	0	2	4
192	23615	MacKillop House	NSW	0	0	4	4
193	22879	Sienna Grange Aged Care	NSW	3	0	3	6
194	19425	St Charbel's Care Centre	NSW	33	2	31	64
195	181	Alkira Lodge	NSW	8	0	15	23
196	177	Wesley Vickery	NSW	3	0	6	9
197	175	James Milson Village North Sydney	NSW	2	0	2	4
198	127	Catholic Healthcare St James Villa	NSW	6	0	11	17
199	134	Whiddon Moree	NSW	0	0	2	2
200	1158	Narrabeen Glades Care Community	NSW	5	1	2	7
201	1176	Japara The Brelsford	NSW	24	0	14	38
202	1163	Springwood Greens Care Community	NSW	1	0	3	4
203	1165	St Ezekiel Moreno Nursing Home	NSW	19	1	23	42
204	1133	Scalabrini Village Chipping Norton	NSW	26	0	34	60
205	1111	Scalabrini Village Griffith	NSW	0	0	13	13
206	1113	BlueWave Living	NSW	0	0	4	4
207	1114	RFBI Bellingen Masonic Village	NSW	6	0	5	11
208	1037	Uniting Nareen Gardens Bateau Bay	NSW	3	0	0	3
209	1094	Harbourside Haven Nursing Home and Hostel	NSW	0	0	3	3
210	1047	Uniting Tumut	NSW	0	0	5	5
211	1060	Bossley Parkside Care Community	NSW	86	7	38	124
212	1066	St Andrew's Village Ballina	NSW	0	0	11	11
213	1014	Scalabrini Village Nursing Home (Austral)	NSW	19	1	33	52
214	1026	St Luke's Village	NSW	0	0	2	2
215	101	The Whiddon Group - Hornsby	NSW	4	0	10	14
216	1031	Catholic Healthcare Lewisham Nursing Home	NSW	0	0	9	9
217	1036	Bupa Kempsey	NSW	14	0	10	24

Column1	NAPSID	ServiceName	State	Resident Cases	Resident Deaths	Staff Cases	Total Cases
218	1071	Murrayvale Aged Care	NSW	4	0	12	16
219	1050	Quakers Hillside Care Community	NSW	25	1	22	47
220	1096	Imlay House	NSW	15	1	9	24
221	1137	St Hedwig Village	NSW	6	1	21	27
222	1160	Tingira Hills Care Community	NSW	16	0	26	42
223	1161	Kanwal Gardens Care Community	NSW	11	0	18	29
224	125	Uniting Wesley Heights Manly	NSW	5	0	8	13
225	126	Brother Alberts Home	NSW	2	0	35	37
226	15	Ashfield Terrace Care Community	NSW	1	0	10	11
227	159	Catholic Healthcare Holy Spirit Aged Care	NSW	1	0	1	2
228	183	Agris Hutrof House	NSW	2	0	0	2
229	20701	Bupa Seaforth	NSW	2	0	20	22
230	22781	Southern Cross Care Thornton Park	NSW	5	0	20	25
231	22789	Dural House Aged Care	NSW	1	0	0	1
232	238	Uniting Hawkesbury Richmond	NSW	8	0	5	13
233	248	Uniting Banks Lodge Peakhurst	NSW	17	0	11	28
234	278	Catholic Healthcare The Sister Anne Court Aged Care	NSW	7	0	11	18
235	283	Southern Cross Care Parkes Residential Aged Care	NSW	1	0	4	5
236	302	Catholic Healthcare Lewisham Retirement Hostel	NSW	7	0	5	12
237	326	Holbrook Hostel	NSW	0	0	2	2
238	351	The Whiddon Group - Largs	NSW	0	0	5	5
239	354	Remembrance Village	NSW	4	0	7	11
240	413	St Vincent's Care Services Yennora	NSW	20	0	29	49
241	410	Southern Cross Care Daceyville Residential Aged Care	NSW	6	0	11	17
242	5	BaptistCare Maranoa Centre - Alstonville	NSW	1	0	6	7
243	500	BaptistCare Morven Gardens Centre	NSW	1	0	5	6
244	53	The Laurels	NSW	0	0	2	2
245	5310	Alexander Aged Care	NSW	28	0	37	65

Column1	NAPSID	ServiceName	State	Resident Cases	Resident Deaths	Staff Cases	Total Cases
246	540	SummitCare St Marys	NSW	13	0	48	61
247	5391	Bupa Dural	NSW	26	0	27	53
248	539	St Basil's Kogarah	NSW	29	0	0	29
249	5456	Coastal Waters Aged Care	NSW	0	0	2	2
250	547	Presbyterian Aged Care - Ashfield	NSW	0	0	19	19
251	5578	Regis Port Stephens	NSW	6	0	6	12
252	5565	BaptistCare Shalom Centre	NSW	0	0	2	2
253	604	Uniting Abrina Ashfield	NSW	6	0	0	6
254	6158	Redleaf Manor Aged Care	NSW	0	0	2	2
255	6198	Bolton Clarke Darlington	NSW	0	0	8	8
256	6229	Columbia Aged Care Services - Willowood Centre	NSW	2	0	13	15
257	6381	Bayswater Gardens	NSW	1	0	5	6
258	6375	The Orchards Aged Care	NSW	2	1	21	23
259	6388	Uniting Eden	NSW	1	0	0	1
260	650	Eileen Armstrong House	NSW	7	0	1	8
261	6802	Wallsend Manor Aged Care	NSW	2	0	4	6
262	6803	Hixson Gardens Aged Care Facility	NSW	14	0	25	39
263	679	Carino Care at Oatley	NSW	21	1	15	36
264	6955	Mark Donaldson VC House	NSW	4	0	14	18
265	780	Anglican Care C A Brown	NSW	2	0	4	6
266	851	Catholic Healthcare St Anne's Aged Care	NSW	14	0	10	24
267	862	Heritage Kingswood	NSW	1	0	6	7
268	891	Annandale Grove Care Community	NSW	16	0	12	28
269	898	Stanmore Place Care Community	NSW	15	1	20	35
270	9	Autumn Lodge Butler Street	NSW	0	0	2	2
271	935	Guildford Nursing Home	NSW	8	0	12	20
272	951	Beechwood Aged Care	NSW	3	0	1	4
273	954	Bupa Ashbury	NSW	4	0	0	4

Column1	NAPSID	ServiceName	State	Resident Cases	Resident Deaths	Staff Cases	Total Cases
274	942	Garden View Nursing Home	NSW	4	0	3	7
275	96	The Pioneers Lodge	NSW	6	0	11	17
276	960	Huntingdon Gardens Aged Care Facility	NSW	15	0	36	51
277	969	Uniting Griffith	NSW	2	0	12	14
278	970	Brentwood Residential Aged Care Facility	NSW	24	0	15	39
279	933	Adventist Nursing Home	NSW	21	0	36	57
280	909	The Manor Fairfield East	NSW	35	4	25	60
281	913	Viewhaven Lodge	NSW	0	0	2	2
282	876	Warrigal Care Warilla	NSW	6	0	8	14
283	849	Uniting Westmead	NSW	7	0	21	28
284	824	Killara Gardens Aged Care	NSW	8	0	19	27
285	764	Whitehall Nursing Home	NSW	6	0	2	8
286	6945	Tallwoods Corner Aged Care Service	NSW	0	0	7	7
287	669	The Whiddon Group - Glenfield	NSW	10	0	125	135
288	655	Clover Lea Nursing Home	NSW	18	1	20	38
289	6385	Anthem	NSW	2	0	2	4
290	569	Calvary Cessnock Retirement Community	NSW	3	0	6	9
291	5849	Advantaged Care at Bondi Waters	NSW	5	0	2	7
292	55	Nuffield Village	NSW	13	0	7	20
293	5635	Catholic Healthcare Holy Spirit Croydon	NSW	0	0	13	13
294	554	Catholic Healthcare Bodington	NSW	1	0	5	6
295	534	Bupa Banora Point	NSW	2	0	9	11
296	505	Woodport Aged Care Plus Centre	NSW	36	2	39	75
297	5174	Uniting Kari Court St Ives	NSW	17	0	15	32
298	483	Uniting The Garrison Mosman	NSW	1	0	2	3
299	416	Mary Andrews Retirement Village Hostel	NSW	0	0	4	4
300	404	RFBI Kurri Kurri Masonic Village	NSW	1	0	6	7
301	37	Uniting Wesley Gardens Belrose	NSW	88	0	54	142

Column1	NAPSID	ServiceName	State	Resident Cases	Resident Deaths	Staff Cases	Total Cases
302	33	Bupa Bateau Bay	NSW	0	0	8	8
303	332	Mountain View Lodge Hostel	NSW	2	0	2	4
304	307	Warrigal Care Albion Park Rail	NSW	4	0	10	14
305	3	Dellacourt	NSW	1	0	12	13
306	299	Stroud Community Lodge	NSW	1	0	1	2
307	27500	Catholic Healthcare Holy Spirit Casula	NSW	10	0	17	27
308	26620	Advantaged Care at Edensor Gardens	NSW	3	0	12	15
309	22953	Blacktown Terrace Care Community	NSW	20	1	21	41
310	22858	Melva McDonald Lodge	NSW	4	0	22	26
311	23	Murray Haven Hostel	NSW	1	0	0	1
312	22057	Arcare Warriewood	NSW	0	0	21	21
313	19285	Kintyre Lodge - Dubbo	NSW	4	0	12	16
314	156	BaptistCare George Forbes House	NSW	0	0	5	5
315	124	RFBI Benhome Masonic Village	NSW	2	0	9	11
316	1157	Tweed Valley Care Community	NSW	5	0	0	5
317	115	Uniting Kamilaroi Lane Cove	NSW	1	0	4	5
318	1147	Scalabrini Village Allambie Heights	NSW	13	0	15	28
319	1088	Mary Potter Nursing Home	NSW	0	0	9	9
320	1072	Mudgee Grove Care Community	NSW	0	0	2	2
321	1074	Uniting McKay House Tamworth	NSW	4	0	2	6
322	1075	Crowley Retirement Village	NSW	0	0	16	16
323	1017	Dubbo Homestead Care Community	NSW	3	0	1	4
324	102	Catholic Healthcare St Joseph Aged Care	NSW	3	0	4	7
325	104	McLean Care Ltd	NSW	1	0	1	2
326	1028	Norah Head Care Community	NSW	18	0	8	26
327	1067	Catholic Healthcare Gertrude Abbott Aged Care	NSW	2	0	7	9
328	1148	Laurieton Lakeside Aged Care Residence	NSW	2	0	4	6
329	1164	Orange Grove Care Community	NSW	7	0	8	15

Column1	NAPSID	ServiceName	State	Resident Cases	Resident Deaths	Staff Cases	Total Cases
330	19314	St Patrick's Green	NSW	2	0	11	13
331	195	Elizabeth Lodge Hostel	NSW	1	0	7	8
332	227	Lemongrove Gardens Hostel	NSW	1	0	3	4
333	233	St Agnes Site	NSW	1	0	3	4
334	240	Bolton Clarke Winders Lodge	NSW	1	1	4	5
335	262	Murray Vale Shalem Hostel	NSW	1	0	0	1
336	25039	HammondCare - Darlinghurst	NSW	4	0	5	9
337	27611	Japara Corymbia	NSW	6	0	12	18
338	277	Catholic Healthcare St Joseph's Aged Care	NSW	8	0	7	15
339	294	Feros Village Wommin Bay	NSW	3	0	4	7
340	330	Myoora Homestead Hostel	NSW	3	0	1	4
341	390	St Simeon Village	NSW	1	0	0	1
342	422	IRT William Beach Gardens	NSW	4	0	4	8
343	471	Leigh Place	NSW	3	0	6	9
344	462	Southern Cross Care St Martha's Residential Aged Care	NSW	1	0	2	3
345	50	IBIS Care Miranda	NSW	7	0	10	17
346	497	Frederic House	NSW	1	0	9	10
347	498	Charles Chambers Court	NSW	1	0	9	10
348	5179	Catholic Healthcare Villa Maria Centre	NSW	1	0	3	4
349	5258	Montana Aged Care Facility	NSW	1	1	4	5
350	507	Concord Community Hostel	NSW	6	0	9	15
351	5490	Emmaus	NSW	1	0	1	2
352	5851	Southern Cross Care Mawsons Court Residential Aged Care	NSW	9	0	10	19
353	5738	Catholic Healthcare Brigidine House	NSW	2	0	3	5
354	5868	Georges Estate Health & Aged Care	NSW	16	0	14	30
355	5714	Coffs Harbour Grange Care Community	NSW	10	1	15	25
356	5875	Jonathan Rogers GC House	NSW	1	0	0	1

Column1	NAPSID	ServiceName	State	Resident Cases	Resident Deaths	Staff Cases	Total Cases
357	6175	Heritage Lodge Assisted Aged Care	NSW	1	0	4	5
358	6196	IRT Macarthur	NSW	3	0	5	8
359	65	Illawarra Diggers	NSW	1	0	3	4
360	701	Columbia Aged Care Services - Acacia Centre	NSW	9	0	5	14
361	738	Hunters Hill Montefiore Home	NSW	5	0	10	15
362	71	Merton Court Hostel	NSW	2	0	0	2
363	7616	Homewood Gardens	NSW	2	0	2	4
364	8075	HammondCare - Cardiff	NSW	6	0	11	17
365	808	Loreto Home of Compassion	NSW	11	0	23	34
366	905	Shangri-La Nursing Home	NSW	19	0	6	25
367	922	Homewood Nursing Home	NSW	30	0	27	57
368	973	Manly Vale Nursing Home	NSW	35	1	27	62
369	982	IRT Tarrawanna Care Centre	NSW	1	0	3	4
370	805	The Willows Private Nursing Home Pty Ltd	NSW	25	0	9	34
371	6583	Bupa Willoughby	NSW	1	0	10	11
372	6814	BaptistCare The Gracewood Centre	NSW	3	0	4	7
373	6231	Bupa Sutherland	NSW	9	0	5	14
374	6239	Bupa Pottsville Beach	NSW	9	0	8	17
375	5419	Aurrum Erina	NSW	2	0	20	22
376	537	Banyula Lodge	NSW	6	0	9	15
377	529	Anglican Care Jesmond Grove	NSW	5	0	6	11
378	254	Anglican Care Greenmount Gardens	NSW	2	0	3	5
379	20699	Bupa St Ives	NSW	3	0	10	13
380	213	Thomas Eccles Gardens	NSW	1	0	4	5
381	117	Uniting The Marion Leichhardt	NSW	6	0	1	7
382	114	St Basil's Lakemba	NSW	36	7	43	79
383	1029	Adelene Nursing Home	NSW	1	0	5	6
384	1000	Mildred Symons House	NSW	19	0	19	38

Column1	NAPSID	ServiceName	State	Resident Cases	Resident Deaths	Staff Cases	Total Cases
385	1155	Raymond Terrace Gardens Care Community	NSW	3	0	11	14
386	1187	Regis Rose Bay	NSW	5	0	8	13
387	22821	Arcare Glenhaven	NSW	0	0	6	6
388	243	St Dominic's Home for the Elderly	NSW	9	0	0	9
389	293	Autumn Lodge Glass Street	NSW	0	0	2	2
390	328	Murray House	NSW	0	0	2	2
391	372	Abel Tasman Village	NSW	3	0	19	22
392	538	Bill King Aged Care Facility	NSW	0	0	2	2
393	5432	Blue Hills Manor	NSW	2	0	7	9
394	546	St Marys Villa Residential Aged Care	NSW	0	0	6	6
395	514	Three Tree Lodge	NSW	0	0	7	7
396	463	Southern Cross Care South Coogee Residential Aged Care	NSW	9	0	13	22
397	429	Flinders Court	NSW	0	0	2	2
398	5970	SWIAA Gardens	NSW	8	1	31	39
399	630	Blakehurst Aged Care Centre	NSW	11	0	26	37
400	7	St Basil's Annandale	NSW	12	0	26	38
401	755	Belmore Place Care Community	NSW	5	0	14	19
402	765	Willandra Residential Aged Care Facility	NSW	0	0	3	3
403	981	Uniting Bowden Brae Normanhurst	NSW	3	0	1	4
404	886	Greenwood Aged Care	NSW	3	0	3	6
405	902	Uniting Nunyara Peakhurst	NSW	13	0	4	17
406	815	Vaucluse Nursing Home	NSW	4	0	5	9
407	914	Bexley Care Centre	NSW	0	0	3	3
408	792	Warrigal Care Goulburn	NSW	4	0	2	6
409	7982	Benjamin Short Grove	NSW	1	0	3	4
410	430	Elizabeth Jenkins Place Aged Care Plus Centre	NSW	15	0	20	35
411	477	Calvary Nazareth Retirement Community	NSW	4	0	1	5

Column1	NAPSID	ServiceName	State	Resident Cases	Resident Deaths	Staff Cases	Total Cases
412	5169	Coffs Haven Residential Care Service	NSW	0	0	12	12
413	409	Uniting Caroonia Yamba	NSW	4	0	1	5
414	350	Calvary Mt Carmel Retirement Community	NSW	3	1	3	6
415	26579	The Village by Scalabrini	NSW	18	0	43	61
416	22846	Bankstown Terrace Care Community	NSW	0	0	10	10
417	178	Nazareth House Tamworth	NSW	1	0	3	4
418	130	Southern Cross Care John Woodward Residential Aged Care	NSW	2	0	28	30
419	173	IRT Thomas Holt Kirrawee	NSW	5	0	4	9
420	1144	Mountainview Nursing Home	NSW	2	0	2	4
421	1166	Sirius Cove Nursing Home	NSW	3	0	13	16
422	1055	Uniting Garden Suburb	NSW	0	0	2	2
423	1129	Uniting Lillian Wells North Parramatta	NSW	54	2	25	79
424	1125	Seven Hills Nursing Home	NSW	1	0	3	4
425	10914	CASS Residential Aged Care Facility	NSW	0	0	8	8
426	214	Southern Cross Care Young Residential Aged Care	NSW	2	0	0	2
427	226	Glaica House	NSW	0	0	9	9
428	27479	Wallarrah Point Care Community	NSW	0	0	3	3
429	526	Bupa Tamworth	NSW	0	0	12	12
430	46	Byron Aged Care	NSW	0	0	3	3
431	697	Warrigal Care Bundanoon	NSW	1	0	2	3
432	991	Yallaroo	NSW	7	0	4	11
433	735	Katoomba Views Care Community	NSW	3	0	7	10
434	956	Bupa Maroubra	NSW	36	0	22	58
435	83	Alexander Campbell House	NSW	2	0	2	4
436	6923	Marcus Loane House	NSW	7	0	2	9
437	1175	Japara Albury & District	NSW	0	0	2	2
438	1183	Scalabrini Village Nursing Home (Bexley)	NSW	3	0	8	11

Column1	NAPSID	ServiceName	State	Resident Cases	Resident Deaths	Staff Cases	Total Cases
439	176	Catholic Healthcare Vincentian Aged Care Service	NSW	3	0	3	6
440	149	Melrose Cottage Settlement	NSW	0	0	11	11
441	11	Macquarie Lodge Aged Care Plus Centre	NSW	11	0	13	24
442	10964	Annie Green Court	NSW	0	0	2	2
443	103	Catholic Healthcare St Bedes Home	NSW	6	0	8	14
444	196	Catholic Healthcare McQuoin Park	NSW	12	0	2	14
445	5709	Warrigal Mount Terry	NSW	3	0	0	3
446	470	Calvary St Martin de Porres Retirement Community	NSW	4	0	0	4
447	6957	Bupa Baulkham Hills	NSW	1	0	27	28
448	6223	RFBI Leeton Masonic Village	NSW	2	0	2	4
449	931	St George Aged Care Centre	NSW	26	0	34	60
450	7272	Anglicare Barry Marsh House	NSW	0	0	4	4
451	7253	Alkira Gardens	NSW	3	0	5	8
452	756	Peter Cosgrove House	NSW	3	0	3	6
453	79	BaptistCare Coinda Court	NSW	1	0	6	7
454	873	Ferndale Gardens Aged Care Facility	NSW	15	1	9	24
455	882	Estia Health Manly Vale	NSW	1	0	7	8
456	438	Greenhills Lodge	NSW	2	0	3	5
457	399	Fitzgerald Memorial Aged Care Facility Limited	NSW	3	1	8	11
458	408	Allambie Heights Village Residential Aged Care Facility	NSW	2	0	2	4
459	5462	Estia Health Willoughby	NSW	2	0	12	14
460	613	Ashburn House Aged Care Facility	NSW	13	0	6	19
461	6214	Randwick Montefiore Home	NSW	11	0	28	39
462	672	Goondee Aged Care Home	NSW	2	0	3	5
463	888	Carino Care at Sylvania	NSW	45	2	25	70
464	854	Bupa Bexley	NSW	8	1	6	14
465	5852	Southern Cross Care Tenison Goulburn Residential Aged Care	NSW	2	0	3	5

Column1	NAPSID	ServiceName	State	Resident Cases	Resident Deaths	Staff Cases	Total Cases
466	132	Juliana Village	NSW	4	0	3	7
467	1153	Lady Of Grace Nursing Home	NSW	0	0	4	4
468	241	Chester Hill Village	NSW	1	0	0	1
469	1170	Estia Health Kogarah	NSW	13	0	9	22
470	1173	Calvary Ryde Retirement Community - Mary Potter Residential Care	NSW	2	0	7	9
471	1048	Sir William Hudson Memorial Centre	NSW	0	0	5	5
472	1098	Regis Hornsby	NSW	1	0	5	6
473	5699	Estia Health Taree	NSW	0	0	2	2
474	866	Japara Brighton-Le-Sands	NSW	1	0	21	22
475	70	Southern Cross Care Orana Residential Aged Care	NSW	0	0	2	2
476	6226	Marco Polo Woonona Care Services	NSW	1	0	11	12
477	6962	Moran Engadine	NSW	5	0	14	19
478	8068	St Vincent's Care Services Bronte	NSW	4	0	0	4
479	517	Heritage Illawong	NSW	0	0	2	2
480	1063	IRT Sarah Claydon	NSW	1	0	0	1
481	281	Catholic Healthcare Emmaus Village	NSW	0	0	2	2
482	27493	Arcare Mollymook	NSW	0	0	2	2
483	234	The Whiddon Group - Narrabri - Robert Young	NSW	1	0	4	5
484	246	Anglican Care Storm Village	NSW	1	0	0	1
485	268	Catholic Healthcare Percy Miles Villa	NSW	1	0	4	5
486	22733	Strathearn House	NSW	0	0	3	3
487	22548	Australian Vietnamese Aged Care Services	NSW	0	0	3	3
488	221	Woodlands Lodge	NSW	0	0	2	2
489	22921	Gallipoli Home	NSW	0	0	6	6
490	112	Catholic Healthcare Bethlehem House	NSW	0	0	2	2
491	163	Archbold House Aged Care Facility	NSW	0	0	5	5

Column1	NAPSID	ServiceName	State	Resident Cases	Resident Deaths	Staff Cases	Total Cases
492	189	Southern Cross Care North Turrumurra Residential Aged Care	NSW	0	0	5	5
493	5176	St David's Village	NSW	1	0	2	3
494	489	Southern Cross Care Nagle Residential Aged Care	NSW	1	0	6	7
495	492	Elizabeth Lodge (Rushcutters Bay)	NSW	1	0	4	5
496	44	Aruma Lodge	NSW	1	0	1	2
497	444	Peninsula Villages Ltd	NSW	0	0	6	6
498	5546	BaptistCare Aminya Centre	NSW	0	0	2	2
499	39	St Elizabeth Home	NSW	0	0	15	15
500	419	Yallabee Lodge	NSW	2	0	2	4
501	793	Bolton Clarke Cabrini	NSW	0	1	9	9
502	795	Auburn Glen Care Community	NSW	0	0	2	2
503	916	Warrigal Care Coniston	NSW	1	0	0	1
504	949	Bupa Ashfield	NSW	6	0	6	12
505	945	Rosemore Aged Care	NSW	0	0	6	6
506	6905	Pemulwuy Aged Care	NSW	4	0	2	6
507	668	Meadowbank Grove Care Community	NSW	6	0	3	9
508	6153	Goodhew Gardens	NSW	2	0	1	3
509	6387	Rutherford Park Care Community	NSW	9	0	5	14
510	6382	Estia Health Tea Gardens	NSW	1	0	2	3
511	868	SummitCare Waverley	NSW	2	0	6	8
512	449	RFBI Goulburn Masonic Village	NSW	2	0	3	5
513	182	The Whiddon Group Temora - Greenstone	NSW	1	0	0	1
514	26994	Estia Health Blakehurst	NSW	1	0	4	5
515	930	Manly Hillside Care Community	NSW	12	0	5	17
516	549	Presbyterian Aged Care - Paddington	NSW	10	0	5	15
517	1051	Kurrajong & District Community Nursing Home	NSW	0	0	4	4
518	499	Uniting Roberts Lodge Peakhurst	NSW	1	0	2	3

Column1	NAPSID	ServiceName	State	Resident Cases	Resident Deaths	Staff Cases	Total Cases
519	627	Bethel Lodge	NSW	1	0	7	8
520	6568	Anglican Care Kilpatrick Court	NSW	6	1	1	7
521	6808	Hakea Grove Aged Care	NSW	2	0	5	7
522	6915	Lansdowne Gardens	NSW	0	0	3	3
523	877	Caroline Chisholm Nursing Home	NSW	3	0	1	4
524	941	Estia Health Bexley Park	NSW	0	0	4	4
525	7222	Chiswick Manor Care Community	NSW	1	0	6	7
526	22734	Gosling Creek Aged Care	NSW	14	1	10	24
527	1181	Bernard Chan Nursing Home	NSW	0	0	2	2
528	6216	Beresford Hall	NSW	1	0	2	3
529	5396	Buckland	NSW	0	0	2	2
530	426	Bolton Clarke Macquarie View - Bolton Point	NSW	0	0	2	2
531	827	Amaroo Aged Care Facility	NSW	1	0	3	4
532	799	Waterview Aged Care Facility	NSW	0	0	2	2
533	7973	Regis Elermore Vale	NSW	0	0	2	2
534	4391	Old Timers	NT	14	0	10	24
535	5397	Regis Tiwi	NT	1	0	2	3
536	4399	Juninga Centre	NT	0	0	2	2
537	19431	Arcare Caboolture	Qld	12	3	16	28
538	22894	Estia Health Maroochydore	Qld	10	1	20	30
539	22902	Infinite Care Cornubia	Qld	13	0	29	42
540	22950	Palm Lake Care Toowoomba	Qld	6	0	28	34
541	23009	Arcare Taigum	Qld	0	0	30	30
542	23496	Arcare Pimpama	Qld	5	0	13	18
543	23525	Palm Lake Care Mt Warren Park	Qld	10	0	21	31
544	26546	Jimboomba Community Aged Care	Qld	18	2	36	54
545	26820	Arcare Parkwood	Qld	27	3	23	50
546	3412	Villa Maria Centre	Qld	9	0	15	24

Column1	NAPSID	ServiceName	State	Resident Cases	Resident Deaths	Staff Cases	Total Cases
547	3417	Churches of Christ Golden Age Aged Care Service	Qld	8	0	18	26
548	3418	Churches of Christ Moonah Park Aged Care Service	Qld	0	0	3	3
549	3441	Akooramak Care of Older Persons	Qld	0	0	5	5
550	3449	Bolton Clarke Milford Grange	Qld	15	0	21	36
551	3456	Bolton Clarke Sunset Ridge	Qld	1	0	1	2
552	3457	Kabara Aged Care	Qld	8	0	18	26
553	3458	Riverview Gardens Aged Care Plus Centre	Qld	21	0	25	46
554	3465	Regis Kirwan	Qld	1	0	1	2
555	3467	Taralga Retirement Village Hostel	Qld	0	0	2	2
556	3474	Anglicare SQ Abri Home for the Aged	Qld	2	0	10	12
557	3476	Lodges on George	Qld	10	0	13	23
558	3482	Mercy Community Services - Emmaus	Qld	5	0	27	32
559	3484	Tabeel	Qld	27	1	32	59
560	3491	Cooinda Aged Care Centre	Qld	16	1	10	26
561	3492	Carramar Aged Care	Qld	8	0	18	26
562	3512	McGowan Care Centre	Qld	0	0	2	2
563	3536	MiCare Prins Willem Alexander Lodge	Qld	30	2	32	62
564	3539	Blue Care Beenleigh Bethania Haven Aged Care Facility	Qld	17	0	17	34
565	3543	Immanuel Gardens	Qld	0	0	2	2
566	3562	Berlasco Court Caring Centre	Qld	0	0	4	4
567	3555	Blue Care Elanora Pineshaven Aged Care Facility	Qld	10	0	14	24
568	3576	Nazareth House Wynnum	Qld	5	0	0	5
569	3583	Blue Care Arundel Woodlands Lodge Aged Care Facility	Qld	11	0	18	29
570	3587	Churches of Christ Marana Gardens Aged Care Service	Qld	5	0	7	12
571	3602	Churches of Christ Gracehaven Aged Care Service	Qld	2	0	3	5
572	3606	Ozcare Caroline Chisholm	Qld	9	0	11	20

Column1	NAPSID	ServiceName	State	Resident Cases	Resident Deaths	Staff Cases	Total Cases
573	3637	Bolton Clarke Cazna Gardens	Qld	37	1	16	53
574	3656	Northridge Salem	Qld	13	0	8	21
575	3675	Arcare Helensvale St James	Qld	1	0	2	3
576	3693	Forest Lake Lodge	Qld	77	7	53	130
577	3702	Mandalay Retreat	Qld	13	0	7	20
578	3758	Jimbelunga Nursing Centre	Qld	37	1	25	62
579	3783	Bolton Clarke Carrington	Qld	23	0	12	35
580	3802	Holland Park Aged Care	Qld	5	0	9	14
581	3813	TriCare Mermaid Beach Aged Care Residence	Qld	2	0	12	14
582	3829	Regis The Gap	Qld	7	0	20	27
583	3846	Bundaleer Lodge Nursing Home	Qld	5	0	18	23
584	3843	TriCare Annerley Aged Care Residence	Qld	33	0	15	48
585	3861	TriCare Toowoomba Aged Care Residence	Qld	1	0	0	1
586	3863	TriCare Mt Gravatt Aged Care Residence	Qld	37	2	19	56
587	3872	Esida	Qld	45	4	25	70
588	3885	Regis Caboolture	Qld	18	0	32	50
589	3907	St Nicholas Aged Care	Qld	19	1	27	46
590	3903	Estia Health Mudgeeraba	Qld	3	0	38	41
591	5170	Blue Care Redland Bay Yarrabee Aged Care Facility	Qld	0	0	3	3
592	5171	Anam Cara	Qld	3	0	8	11
593	5269	Algerger Lodge	Qld	16	0	36	52
594	5279	Peninsula Palms Retirement Village	Qld	2	0	14	16
595	5304	Bupa Merrimac	Qld	2	0	12	14
596	5581	Ozcare Noosa Heads	Qld	18	0	17	35
597	5644	Arcare Slacks Creek	Qld	8	0	8	16
598	5885	Jeta Gardens Aged Care Facility	Qld	39	2	71	110
599	5944	Ozcare Parkwood Gardens	Qld	10	1	1	11
600	6446	Southern Cross Care Stretton Gardens	Qld	27	0	33	60

Column1	NAPSID	ServiceName	State	Resident Cases	Resident Deaths	Staff Cases	Total Cases
601	6819	Bupa Tugun	Qld	19	0	45	64
602	6825	CapellaBay Aged Care	Qld	4	0	17	21
603	7007	Palm Lake Bethania Aged Care Facility	Qld	12	1	35	47
604	7009	Arcare Hope Island	Qld	1	0	6	7
605	7370	Palm Lake Care Bargara	Qld	0	0	3	3
606	6822	Palm Lake Aged Care Deception Bay	Qld	8	0	26	34
607	6816	Harbour Quays Residential Aged Care	Qld	1	0	1	2
608	6560	The Terraces Assisted Aged Care	Qld	13	1	28	41
609	5945	Parklands Aged Care Facility & Retirement Village	Qld	10	0	10	20
610	5652	Calamvale Parklands Care Community	Qld	27	1	33	60
611	5640	Bolton Clarke Tantula Rise	Qld	5	0	4	9
612	5641	Bolton Clarke Talbarra	Qld	10	0	14	24
613	5534	Ozcare Ozanam Villa - Burleigh	Qld	5	0	15	20
614	5435	Southern Cross Care Facility Caloundra	Qld	4	0	1	5
615	5183	Ozcare Malanda	Qld	2	0	0	2
616	5172	Regis Salisbury	Qld	5	0	23	28
617	3908	Dovetree	Qld	0	0	2	2
618	3870	Redcliffe Aged Care Service	Qld	0	0	2	2
619	3859	Ozcare Bakhita Villa Aged Care Facility	Qld	17	0	21	38
620	3815	Blue Care Kenmore Aged Care Facility	Qld	1	0	7	8
621	3788	Churches of Christ Clive Burdeu Aged Care Service	Qld	6	0	12	18
622	3792	Bupa New Farm	Qld	9	0	23	32
623	3765	Bethany	Qld	14	0	14	28
624	3744	Tully & District Nursing Home	Qld	7	0	5	12
625	3729	Yaralla Place	Qld	1	0	0	1
626	3700	Marebello	Qld	3	0	1	4
627	3678	Bolton Clarke Westhaven	Qld	0	0	5	5
628	3679	Bolton Clarke Baycrest	Qld	0	0	2	2

Column1	NAPSID	ServiceName	State	Resident Cases	Resident Deaths	Staff Cases	Total Cases
629	3660	Blue Care Tallebudgera Talleyhaven Aged Care Facility	Qld	0	0	3	3
630	3635	Carinity Wishart Gardens	Qld	13	2	21	34
631	3654	Hill View House - Ashmore	Qld	1	0	0	1
632	3561	TriCare Pt Vernon Aged Care Residence	Qld	0	0	3	3
633	3591	De Paul Villa Aged Care	Qld	0	0	15	15
634	3610	Bolton Clarke Galleon Gardens	Qld	7	0	27	34
635	3588	Whiddon Beaudesert Star	Qld	1	0	9	10
636	3544	St Vincent's Care Services Arundel	Qld	10	0	6	16
637	3493	Garden City Retirement Home	Qld	1	0	0	1
638	3473	Good Shepherd Lodge	Qld	0	0	2	2
639	3460	Ozcare Keith Turnbull Place	Qld	4	0	1	5
640	3428	Bolton Clarke Farnorha	Qld	0	0	3	3
641	3420	Churches of Christ Lady Small Haven Aged Care Service	Qld	2	0	0	2
642	3415	Churches of Christ Fassifern Aged Care Service	Qld	1	0	3	4
643	25034	Infinite Care Ipswich	Qld	8	0	0	8
644	23486	Edge Hill Orchards	Qld	24	0	14	38
645	22592	Portofino Hamilton	Qld	15	0	25	40
646	23596	Ozcare Mackay	Qld	5	0	2	7
647	27279	Arcare Seven Hills	Qld	7	1	16	23
648	3400	Beuaraba Lodge	Qld	0	0	3	3
649	3370	Zion	Qld	2	0	10	12
650	3373	Magnolia Aged Care Coomera	Qld	8	0	25	33
651	3487	Trinder Park	Qld	16	2	31	47
652	3607	Ozcare Port Douglas	Qld	0	0	0	0
653	3596	Mutkin Residential Aged Care	Qld	0	0	0	0
654	3627	St Andrews	Qld	1	0	0	1
655	3695	Regis Birkdale	Qld	6	0	2	8

Column1	NAPSID	ServiceName	State	Resident Cases	Resident Deaths	Staff Cases	Total Cases
656	3708	Bethesda Caring Centre	Qld	1	0	10	11
657	5591	Adventist Retirement Village - Victoria Pt	Qld	7	0	24	31
658	7017	Regis Ferny Grove	Qld	1	0	10	11
659	7242	The Menzies @ Pacific Paradise	Qld	1	0	4	5
660	7416	Seabrae Manor	Qld	0	0	1	1
661	8009	The Ormsby Aged Care	Qld	0	0	4	4
662	8013	NewDirection Care at Bellmere	Qld	0	0	8	8
663	7350	Regis Chelmer	Qld	1	0	20	21
664	6109	Carseldine Greens Care Community	Qld	2	0	19	21
665	5977	St Vincent's Care Carina	Qld	5	0	1	6
666	5639	Hill View House - Merrimac	Qld	1	0	0	1
667	3779	Francis Of Assisi Home	Qld	1	0	6	7
668	3884	Japara Noosa	Qld	0	0	4	4
669	3761	TriCare Kawana Waters Aged Care Residence	Qld	1	0	0	1
670	3663	St Vincent's Care Services Southport	Qld	1	0	7	8
671	3681	Blue Care Maleny Erowal Aged Care Facility	Qld	0	0	2	2
672	3582	Southern Cross Care Raceview - St Mary's	Qld	3	0	10	13
673	3541	St Paul de Chartres Residential Aged Care	Qld	15	1	24	39
674	3451	Holy Spirit Home	Qld	3	0	2	5
675	3401	Carinity Clifford House	Qld	8	1	9	17
676	26604	Japara Robina Rise	Qld	4	0	29	33
677	23586	Rockpool RAC Morayfield	Qld	2	0	12	14
678	26617	Arcare Springwood	Qld	0	0	2	2
679	26552	Palm Lake Care Beachmere	Qld	0	0	4	4
680	3486	Salem	Qld	5	0	2	7
681	3791	Blue Care Carina Aged Care Facility	Qld	9	1	6	15
682	5466	Proserpine Nursing Home	Qld	4	0	14	18
683	6455	Merrimac Park Private Care	Qld	7	1	23	30

Column1	NAPSID	ServiceName	State	Resident Cases	Resident Deaths	Staff Cases	Total Cases
684	7569	Estia Health Gold Coast	Qld	8	0	15	23
685	8007	Carinity Fairfield Grange	Qld	1	0	4	5
686	8008	Kerrisdale Gardens	Qld	0	0	2	2
687	7015	Bolton Clarke Glendale	Qld	0	0	0	0
688	5973	Arcare Helensvale	Qld	0	0	3	3
689	5643	Bolton Clarke Moreton Shores	Qld	1	0	6	7
690	3703	Arcare Sanctuary Manors	Qld	6	0	4	10
691	3720	Parkview	Qld	0	0	2	2
692	3466	Churches of Christ Crows Nest Aged Care Service	Qld	0	0	6	6
693	3530	Wheller Gardens - Cooper House	Qld	0	0	4	4
694	3402	Carinity Karinya Place	Qld	1	0	1	2
695	22702	Arcare Parkinson	Qld	9	0	10	19
696	19364	Bupa Runaway Bay	Qld	1	0	13	14
697	12324	Blue Care Hollingsworth Elders Village	Qld	0	0	4	4
698	23358	Bupa Rangeville	Qld	0	0	6	6
699	23633	Arcare Logan Reserve	Qld	0	0	10	10
700	3443	Torbay	Qld	0	0	2	2
701	3560	Murroona Gardens	Qld	0	0	0	0
702	3785	Regis Yeronga	Qld	0	0	2	2
703	3878	Churches of Christ Brig-o-doon Aged Care Service	Qld	1	0	2	3
704	5395	501 Respite & Care Services	Qld	0	0	4	4
705	7016	Kewarra Beach Aged Care	Qld	0	0	1	1
706	6820	Bupa Mt Sheridan	Qld	1	0	8	9
707	5173	Kirra Beach Care Community	Qld	0	0	4	4
708	3862	Blue Care Brassall Aged Care Facility	Qld	6	0	6	12
709	3911	Anglicare SQ St Martin's Nursing Home	Qld	9	0	7	16
710	3545	Lions Haven For The Aged	Qld	4	0	6	10
711	3438	Bolton Clarke Fernhill	Qld	1	0	12	13

Column1	NAPSID	ServiceName	State	Resident Cases	Resident Deaths	Staff Cases	Total Cases
712	3403	Brookfield Green	Qld	1	0	15	16
713	19423	Bupa Cairns	Qld	4	0	8	12
714	22900	Ozcare - Toowoomba	Qld	0	0	11	11
715	3380	Cabanda Aged Care	Qld	0	0	2	2
716	3508	Blue Care Kirra Aged Care Facility	Qld	4	0	8	12
717	3639	Bolton Clarke Inverpine	Qld	1	0	10	11
718	3865	St Vincent's Care Services Mitchelton	Qld	0	0	2	2
719	3845	Japara Gympie Views	Qld	0	0	6	6
720	3513	Bowder Care Centre	Qld	2	0	0	2
721	3535	Blue Care Bli Bli Aged Care Facility	Qld	4	1	3	7
722	3437	Bolton Clarke Fairview	Qld	1	0	12	13
723	3419	Churches of Christ Toowoomba Aged Care Service	Qld	1	0	4	5
724	3584	Churches of Christ Buckingham Gardens Aged Care Service	Qld	1	0	3	4
725	3672	Paradise Lakes Care Centre	Qld	4	0	0	4
726	5637	Sandbrook Assisted Aged Care	Qld	0	0	6	6
727	5903	St Mary's Coolum Beach	Qld	0	0	6	6
728	8012	St Luke's Green Residential Care	Qld	0	0	5	5
729	3464	Regis Bulimba	Qld	3	0	19	22
730	3405	Carinity Hilltop	Qld	1	0	9	10
731	3520	Sinamon Village - Nash Court	Qld	0	0	3	3
732	3699	PM Aged Care	Qld	0	0	3	3
733	3650	Keperra Sanctuary Hostel	Qld	1	0	1	2
734	7353	Carinity Cedarbrook	Qld	0	0	8	8
735	5971	Arcare North Lakes	Qld	0	0	6	6
736	6268	Sandy Boyd Hostel	Qld	0	0	2	2
737	3643	Bolton Clarke Rowes Bay	Qld	0	0	2	2
738	3435	St Vincent's Care Services Kangaroo Point - Marycrest	Qld	0	0	8	8

Column1	NAPSID	ServiceName	State	Resident Cases	Resident Deaths	Staff Cases	Total Cases
739	3450	Regis Whitfield	Qld	0	0	3	3
740	3404	Carinity Colthup Manor	Qld	1	0	3	4
741	5599	Esida Lodge	Qld	6	0	15	21
742	3760	TriCare Stafford Lakes Aged Care Residence	Qld	0	0	1	1
743	3901	The Cairns Aged Care Plus Centre at Chapel Hill	Qld	0	0	9	9
744	3358	Oxley Grove Care Community	Qld	1	0	0	1
745	3842	TriCare Labrador Aged Care Residence	Qld	0	0	2	2
746	3750	TriCare Cypress Gardens Aged Care Residence	Qld	0	0	2	2
747	5978	Varsity Views Care Community	Qld	0	0	2	2
748	5884	Berrinba Greens Care Community	Qld	1	0	1	2
749	22996	Helping Hand Aged Care - Golden Grove	SA	2	0	12	14
750	4031	Aldersgate Aged Care Services	SA	13	0	14	27
751	4049	Clayton Church Homes - Magill	SA	1	0	5	6
752	4064	Fullarton Lutheran Homes	SA	26	2	28	54
753	4071	Kalyra Belair Aged Care	SA	0	0	9	9
754	4082	Riverview Lutheran Rest Home	SA	0	0	6	6
755	4101	Linsell Lodge Aged Care Facility	SA	32	0	21	53
756	4105	Bethsalem Care	SA	9	0	14	23
757	4116	Calvary St Catherine's Retirement Community	SA	0	0	4	4
758	4132	Ridleyton Greek Home for the Aged	SA	6	0	10	16
759	4144	Rembrandt Court	SA	3	0	0	3
760	4145	Labrina Village Residential Care	SA	28	1	19	47
761	4156	Dunbar Homes Salisbury	SA	17	1	28	45
762	4179	AnglicareSA Elizabeth - Dutton Court	SA	2	0	1	3
763	4185	Estia Health Aberfoyle Park	SA	50	1	39	89
764	4193	Eldercare Cottage Grove	SA	6	0	11	17
765	4196	Eldercare Allambi	SA	6	0	13	19
766	4197	Eldercare The Lodge	SA	18	0	20	38

Column1	NAPSID	ServiceName	State	Resident Cases	Resident Deaths	Staff Cases	Total Cases
767	4219	The House of Saint Hilarion	SA	23	0	20	43
768	4239	AnglicareSA Grange	SA	8	0	16	24
769	4257	Ananda Hope Valley Residential Care	SA	1	0	19	20
770	4263	St Louis Nursing Home	SA	4	0	3	7
771	4280	Regis Playford	SA	11	1	31	42
772	4284	Olive Grove Aged Care	SA	6	0	8	14
773	4296	Estia Health Golden Grove	SA	4	0	14	18
774	4277	Clayton Church Homes - Onkaparinga Valley	SA	19	0	19	38
775	4318	Bene Aged Care - Campbelltown	SA	0	0	6	6
776	4324	Boandik Kessal	SA	19	0	29	48
777	4325	Bupa Morphettville	SA	17	0	18	35
778	4331	North Eastern Community Nursing Home	SA	12	0	16	28
779	4340	Alwyndor Aged Care	SA	1	0	15	16
780	4348	Eldercare Evanston Park	SA	1	0	4	5
781	4353	Christies Beach Residential Care Services	SA	11	1	12	23
782	4360	Salisbury Private Nursing Home	SA	24	0	29	53
783	4363	Gaynes Park Manor	SA	35	3	33	68
784	5553	Estia Health Salisbury	SA	24	1	17	41
785	5558	Estia Health Salisbury East	SA	4	0	19	23
786	5981	ACH Group Residential Care - Highercombe	SA	9	0	18	27
787	5407	Helping Hand Aged Care - Mawson Lakes Facility	SA	27	0	24	51
788	5296	Resthaven Craigmore	SA	7	0	14	21
789	5271	Hawksbury Gardens Aged Care Facility	SA	18	1	20	38
790	4373	Oakwood Aged Care	SA	0	0	2	2
791	4383	Rose Court Aged Care Facility	SA	2	0	5	7
792	4375	The Claridge Residential Care	SA	0	0	14	14
793	4347	Resthaven Paradise	SA	23	2	10	33
794	4356	Estia Health Craigmore	SA	7	0	24	31

Column1	NAPSID	ServiceName	State	Resident Cases	Resident Deaths	Staff Cases	Total Cases
795	4344	Bucklands Residential Care	SA	17	0	27	44
796	4272	Bene Aged Care - St Clair	SA	4	0	6	10
797	4242	Helping Hand Aged Care - Doreen Bond House	SA	11	0	19	30
798	4237	St Basil's at St Peters	SA	0	0	3	3
799	4252	ACH Group Residential Care - Kapara	SA	3	0	3	6
800	4256	The Carlyle on Cross	SA	4	1	14	18
801	4200	Eldercare Acacia Court	SA	0	0	5	5
802	4181	Aldinga Beach Court	SA	10	2	11	21
803	4122	Warrina Court Residential Aged Care Service	SA	3	0	4	7
804	4107	The Philip Kennedy Centre Residential Care	SA	29	2	41	70
805	4067	Hamley Bridge Rest Home	SA	8	0	5	13
806	4068	Helping Hand Aged Care - Rotary House	SA	2	0	4	6
807	22823	Resthaven Aberfoyle Park	SA	0	0	3	3
808	4120	Eldercare Trowbridge House	SA	4	0	13	17
809	4174	St Pauls Lutheran Hostel	SA	0	0	3	3
810	4151	LHI Hope Valley	SA	0	0	3	3
811	4153	Aminya Village Hostel	SA	1	0	10	11
812	4287	Ananda Aged Care Findon	SA	5	1	8	13
813	4339	ACH Group Residential Care - Milpara	SA	37	2	22	59
814	4371	AnglicareSA Elizabeth East	SA	0	0	2	2
815	4358	ACH Group Residential Care - Perry Park (high care)	SA	28	0	8	36
816	5282	LHI Glynde	SA	2	0	17	19
817	5355	AnglicareSA Westbourne Park	SA	15	1	12	27
818	5486	AnglicareSA Brompton	SA	6	0	7	13
819	6871	Kingston SE/Robe MPS	SA	3	0	2	5
820	4372	Marten Residential Care Centre	SA	2	0	3	5
821	4357	Eldercare Oxford	SA	3	0	7	10
822	4378	Helping Hand Aged Care - Parafield Gardens	SA	0	0	6	6

Column1	NAPSID	ServiceName	State	Resident Cases	Resident Deaths	Staff Cases	Total Cases
823	4274	Wheatfields Incorporated	SA	1	0	2	3
824	4262	Calvary Flora McDonald Retirement Community	SA	27	1	35	62
825	4161	St Anna's Residential Care Facility	SA	0	0	8	8
826	4102	Regis Burnside	SA	4	0	22	26
827	4253	Resthaven Leabrook	SA	11	0	5	16
828	4230	Japara Brighton	SA	2	0	3	5
829	4080	Balaklava Millcourt Homes	SA	0	0	3	3
830	4091	Barunga Village Incorporated	SA	0	0	8	8
831	4017	Helping Hand Aged Care - Ingle Farm	SA	0	0	5	5
832	4066	Gilbert Valley Senior Citizens Homes	SA	0	0	2	2
833	4110	Fullarton Residential Care	SA	1	0	2	3
834	4143	Kalyra Woodcroft Aged Care	SA	4	0	4	8
835	4333	Resthaven Marion	SA	5	0	3	8
836	4308	Gawler Grande Views	SA	4	0	13	17
837	5555	Onkaparinga Lodge Residential Care	SA	9	1	7	16
838	4154	Amber Aged Care	SA	0	0	2	2
839	4189	Helping Hand Aged Care - Lealholme Port Pirie	SA	0	0	8	8
840	4188	Warrina Park Residential Aged Care Service	SA	0	0	10	10
841	4155	Torrens Valley Aged Care	SA	1	0	1	2
842	4055	Charles Young Residential Care Centre	SA	5	0	3	8
843	4072	Belalie Lodge	SA	0	0	3	3
844	4023	Estia Health Kadina	SA	0	0	2	2
845	4044	Charla Lodge	SA	0	0	2	2
846	4035	Bene Aged Care - The Italian Village	SA	27	4	21	48
847	4278	Estia Health Daw Park	SA	0	0	2	2
848	4307	Japara Oaklands	SA	0	0	3	3
849	4370	Para Hills Residential Care	SA	3	0	3	6
850	4354	Parkview Aged Care	SA	0	0	3	3

Column1	NAPSID	ServiceName	State	Resident Cases	Resident Deaths	Staff Cases	Total Cases
851	4338	AnglicareSA Trott Park	SA	1	0	3	4
852	4326	Somerton Residential Care Centre	SA	0	0	3	3
853	4270	Estia Health Kensington Gardens	SA	0	0	2	2
854	4275	Japara Trevu House	SA	2	0	5	7
855	5556	West Beach Residential Care	SA	3	0	4	7
856	5480	Estia Health Burton	SA	4	0	13	17
857	5262	Keith & District Hospital Inc	SA	0	0	2	2
858	4043	Mary Cecelia Hart Court Hostel	SA	0	0	3	3
859	4086	Longridge Aged Care	SA	0	0	4	4
860	4146	Bellevue Court Residential Care	SA	1	1	3	4
861	4238	Gloucester Residential Care	SA	5	1	14	19
862	4249	Oakden Green	SA	0	0	9	9
863	4183	Smithfield Residential Care Centre	SA	1	0	10	11
864	4141	Ridgehaven Residential Care Centre	SA	0	0	3	3
865	4301	Parkrose Village	SA	3	1	3	6
866	4319	Walkerville Residential Care Centre	SA	3	0	2	5
867	7077	Helping Hand Aged Care - Lightsview	SA	3	0	8	11
868	7451	Resthaven Port Elliot	SA	1	0	2	3
869	4150	Bupa Enfield	SA	0	0	3	3
870	4342	All Care Aged Care The Vales	SA	0	0	3	3
871	4204	Estia Health Flagstaff Hill	SA	0	0	2	2
872	4217	Estia Health Hope Valley	SA	0	0	4	4
873	4236	Glenrose Court	SA	2	0	1	3
874	4111	The Pines Lodge Residential Care	SA	2	0	3	5
875	4109	Mount Carmel Residential Care	SA	2	1	5	7
876	4157	St Basil's at Croydon Park	SA	0	0	6	6
877	4142	John Paul II Village Residential Care	SA	0	0	2	2
878	4232	Estia Health Parkside	SA	0	0	6	6

Column1	NAPSID	ServiceName	State	Resident Cases	Resident Deaths	Staff Cases	Total Cases
879	4089	Wesley House	SA	0	0	6	6
880	7252	Estia Health Lockleys	SA	1	0	0	1
881	4265	Regis Kingswood	SA	0	0	2	2
882	4106	Bupa Campbelltown	SA	1	0	15	16
883	4159	Edenfield Family Care	SA	1	0	2	3
884	4168	St Basil's Aegean Village	SA	0	0	2	2
885	23155	Eastern Eyre - Cowell MPS	SA	1	0	0	1
886	4187	Clayton Church Homes Park Village	SA	0	0	2	2
887	5338	Disability SA Northgate	SA	0	0	4	4
888	22935	Japara Riverside Views	Tas	4	0	1	5
889	4984	Mount Esk Aged Care	Tas	1	0	1	2
890	5004	Barrington Lodge	Tas	18	1	5	23
891	5050	Wynyard Care Centre	Tas	0	0	3	3
892	5084	Grenoch Home	Tas	0	0	3	3
893	5086	Umina Park Home For The Aged	Tas	2	0	2	4
894	5065	Fred French Nursing Home	Tas	1	0	0	1
895	5006	Yaraandoo Hostel	Tas	1	0	1	2
896	4998	Ainslie Low Head	Tas	1	0	0	1
897	4975	Huon Eldercare	Tas	7	0	8	15
898	4996	May Shaw Aminya	Tas	1	0	4	5
899	5072	Meercroft Care	Tas	2	0	16	18
900	5097	Regis Tasmania - Eastern Shore	Tas	4	0	5	9
901	5092	Melaleuca Home For The Aged	Tas	0	0	4	4
902	5093	May Shaw Residential Aged Care	Tas	0	0	3	3
903	1768	Woorayl Lodge Hostel	Vic	0	0	2	2
904	1771	Eva Tilley Memorial Hostel	Vic	0	0	2	2
905	1778	Carinya Lodge Hostel	Vic	0	0	2	2
906	1780	Village Baxter - Lodge	Vic	1	0	0	1

Column1	NAPSID	ServiceName	State	Resident Cases	Resident Deaths	Staff Cases	Total Cases
907	1782	mecwacare Noel Miller Centre	Vic	2	0	8	10
908	1783	Jewish Care (Vic) Inc. Residential Homes, Windsor	Vic	0	0	5	5
909	1794	Campbell Place	Vic	3	0	1	4
910	1809	Karingal Seymour	Vic	0	0	4	4
911	1822	St Catherine's Hostel Wangaratta Inc	Vic	1	0	10	11
912	1850	Crossley House Hostel Inc	Vic	9	0	2	11
913	1861	Lynden Aged Care	Vic	0	0	5	5
914	1869	Villa Maria Catholic Homes Willowbrooke Aged Care Residence	Vic	34	0	7	41
915	1844	Uniting AgeWell Strath-Haven	Vic	0	0	17	17
916	1885	Latvian Aged Care Facility	Vic	0	0	3	3
917	1891	Benetas Corowa Court	Vic	0	0	5	5
918	1893	Lionsbrae Hostel	Vic	0	0	2	2
919	1905	Regis Alawarra Lodge	Vic	25	0	10	35
920	1921	Kalyra Care	Vic	27	0	17	44
921	19281	Bupa Templestowe	Vic	0	0	4	4
922	1940	Havilah Hostel	Vic	0	0	3	3
923	1944	Mercy Place Dandenong	Vic	21	0	18	39
924	19493	Baptcare Abbey Gardens Community	Vic	1	0	3	4
925	19548	Victorian Croatian Aged Care Services Inc	Vic	1	0	3	4
926	1984	Doutta Galla Grantham Green Aged Care Facility	Vic	7	0	0	7
927	2042	Cooinda Village Inc	Vic	0	0	3	3
928	2085	Warrnambool Riverside Care Community	Vic	3	0	1	4
929	2100	Ottrey Lodge	Vic	1	0	7	8
930	2103	Eventide Homes (Stawell) Inc	Vic	0	0	3	3
931	2107	Maculata Place	Vic	30	0	27	57
932	2124	Doutta Galla Lynch's Bridge Aged Care Facility	Vic	12	1	0	12
933	2130	BlueCross Cresthaven	Vic	3	0	0	3

Column1	NAPSID	ServiceName	State	Resident Cases	Resident Deaths	Staff Cases	Total Cases
934	2140	Doutta Galla Woorack Aged Care Facility	Vic	1	0	0	1
935	2148	Harmony Village Inc	Vic	0	0	6	6
936	2167	St Vincent's Care Services Eltham - Eltham Lodge	Vic	18	1	3	21
937	2169	Little Sisters of the Poor St Joseph's Home	Vic	0	0	2	2
938	2277	Ottoman Village Aged Care	Vic	0	0	4	4
939	2278	Oasis Aged Care	Vic	21	0	9	30
940	2282	MannaCare - Doncaster Melaleuca Lodge	Vic	5	0	0	5
941	2283	Warrnambool Place Care Community	Vic	4	0	4	8
942	2284	Meadow Heights Care Community	Vic	11	1	4	15
943	2286	Epping Meadows Care Community	Vic	33	1	21	54
944	22867	Royal Freemasons Bendigo	Vic	0	0	3	3
945	2313	Noble Gardens Residential Aged Care	Vic	1	0	0	1
946	2323	Japara Millward	Vic	22	2	14	36
947	23256	Alpine Health Hawthorn Village MPS	Vic	0	0	2	2
948	2334	HammondCare - Caulfield Village	Vic	33	0	20	53
949	2331	MiCare Margriet Manor	Vic	11	0	8	19
950	23483	Royal Freemasons Moe	Vic	24	0	19	43
951	26035	Arcare Templestowe	Vic	1	0	4	5
952	26146	Trinity Manor Greensborough	Vic	0	0	2	2
953	2632	Deloraine Private Nursing Home	Vic	0	0	4	4
954	2679	BlueCross Hilltop	Vic	6	0	11	17
955	2682	Rosehill Aged Care Facility	Vic	0	0	7	7
956	2722	Craigcare Pascoe Vale	Vic	2	0	19	21
957	27664	Charles Brownlow Retirement Village	Vic	0	0	3	3
958	2781	BlueCross The Mews	Vic	1	0	0	1
959	2783	Villa Maria Catholic Homes O'Neill Aged Care Residence	Vic	0	0	3	3
960	27740	Berengarra - St George's Health Service, Kew	Vic	0	0	6	6
961	2777	Boronia Residential Aged Care	Vic	0	0	5	5

Column1	NAPSID	ServiceName	State	Resident Cases	Resident Deaths	Staff Cases	Total Cases
962	2845	Benetas Colton Close	Vic	1	0	8	9
963	2846	Bupa South Morang	Vic	4	0	9	13
964	2824	Bupa Wodonga	Vic	24	1	31	55
965	2870	San Carlo Homes for the Aged	Vic	0	0	2	2
966	2874	McGregor Gardens Aged Care	Vic	2	0	7	9
967	2947	Edward Street Nursing Home	Vic	3	0	5	8
968	2954	Baptcare Wyndham Lodge Community	Vic	0	0	5	5
969	2962	St Elmo's Nursing Home	Vic	1	0	2	3
970	2996	Whittlesea Lodge	Vic	0	0	2	2
971	3007	Auburn House	Vic	0	0	5	5
972	3018	Brimlea Aged Care	Vic	14	0	15	29
973	3045	Froniditha Anesi Aged Care Services - Thornbury	Vic	46	0	38	84
974	5393	Beechworth Health Service Residential Care Program	Vic	0	0	2	2
975	5412	Froniditha Clayton Aged Care	Vic	85	5	61	146
976	5501	The Belmont Residential Aged Care	Vic	1	0	0	1
977	5760	CCSSCI - On Luck Chinese Nursing Home	Vic	0	0	5	5
978	5845	Arcare Burnside	Vic	18	0	4	22
979	5799	Doutta Galla Avondale Heights Aged Care Facility	Vic	8	0	0	8
980	5919	Northern Gardens Aged Care	Vic	26	0	22	48
981	5920	Arcare Maidstone	Vic	35	0	22	57
982	5992	Wintringham Eunice Seddon Home	Vic	5	0	5	10
983	6494	Bupa Clayton	Vic	25	1	22	47
984	6833	Forest Lodge Residential Aged Care	Vic	1	0	0	1
985	6835	Bupa Mildura	Vic	0	0	5	5
986	7104	Rathdowne Place	Vic	2	0	0	2
987	7465	Water Gardens	Vic	7	0	5	12
988	7466	Point Cook Manor	Vic	3	0	6	9
989	7467	Baptcare Brookview Community	Vic	8	1	5	13

Column1	NAPSID	ServiceName	State	Resident Cases	Resident Deaths	Staff Cases	Total Cases
990	8030	Embracia Moonee Valley	Vic	1	0	9	10
991	8029	Aurum Plenty	Vic	2	0	7	9
992	8042	BlueCross Highgrove	Vic	1	0	0	1
993	7103	Peninsula Grange Aged Care	Vic	1	0	8	9
994	6924	Banfields Aged Care	Vic	4	0	0	4
995	6908	Banksia Lodge Residential Aged Care Service	Vic	5	0	0	5
996	6493	Mercy Place Parkville	Vic	0	0	2	2
997	6003	Villa Maria Catholic Homes Corpus Christi Aged Care Residence	Vic	20	0	0	20
998	6033	Princeton View	Vic	2	0	7	9
999	5929	Noble Manor Residential Aged Care	Vic	5	0	0	5
1000	5913	Baptcare Heritage Manor Community	Vic	18	0	30	48
1001	5932	Sunlight Residential Aged Care	Vic	1	0	0	1
1002	5933	Rosebrook	Vic	10	0	2	12
1003	5934	Victoria by the Park	Vic	1	1	3	4
1004	5936	Arcare Carnegie	Vic	1	0	1	2
1005	5940	BlueCross Westgarth	Vic	2	1	0	2
1006	5924	Estia Health Bannockburn	Vic	11	0	9	20
1007	5838	Drysdale Grove	Vic	5	1	8	13
1008	5520	Glanville Village	Vic	1	0	1	2
1009	5347	Myrtleford Lodge Aged Care	Vic	4	0	2	6
1010	5361	BlueCross Silverwood	Vic	1	0	3	4
1011	5378	Baptcare - Strathalan Community	Vic	1	0	11	12
1012	5198	BlueCross Ashby	Vic	25	2	6	31
1013	5175	BlueCross Riverlea	Vic	6	0	0	6
1014	2946	Ian Brand Residential Care	Vic	2	0	2	4
1015	3052	Clarinda on the Park	Vic	1	0	12	13
1016	3042	Plumpton Villa Aged Care Facility	Vic	16	0	16	32

Column1	NAPSID	ServiceName	State	Resident Cases	Resident Deaths	Staff Cases	Total Cases
1017	2998	St John's	Vic	1	0	2	3
1018	2963	Warrawee Nursing Home	Vic	7	0	7	14
1019	2964	Alan David Lodge	Vic	2	0	1	3
1020	2912	Glenview Community Care Nursing Home	Vic	2	0	2	4
1021	2892	Violet Town Bush Nursing Centre	Vic	7	0	6	13
1022	2893	MannaCare - Cassia House	Vic	1	0	0	1
1023	2935	Daylesford Nursing Home	Vic	1	0	2	3
1024	2873	GraniteHill Aged Care	Vic	1	0	2	3
1025	2868	Hakea Lodge Residential Aged Care Service	Vic	2	0	1	3
1026	2847	Regis Sunraysia	Vic	4	0	1	5
1027	2810	Regis Ringwood	Vic	1	0	1	2
1028	2801	Bupa Croydon	Vic	3	0	11	14
1029	2802	Village Glen Aged Care Residences - Capel Sound	Vic	2	0	5	7
1030	2768	Estia Health Wattle Glen	Vic	1	0	5	6
1031	2769	Japara Central Park	Vic	1	0	22	23
1032	2770	Craigcare Berwick	Vic	2	0	2	4
1033	27724	Rowville Manor	Vic	4	0	2	6
1034	2773	Uniting AgeWell Noble Park	Vic	4	0	7	11
1035	2748	Uniting AgeWell Preston	Vic	6	0	12	18
1036	2755	Kew Gardens Aged Care	Vic	7	0	11	18
1037	2630	Baptcare Peninsula View Community	Vic	9	0	5	14
1038	2728	Bupa Woodend	Vic	4	0	5	9
1039	27292	Arcare Essendon	Vic	21	0	6	27
1040	27311	Japara The Regent	Vic	11	1	19	30
1041	2735	Arcare Malvern East	Vic	1	0	0	1
1042	2692	Arcare Brighton	Vic	1	0	2	3
1043	2704	Luson Eden Park	Vic	5	0	7	12
1044	2706	Clovelly Cottage	Vic	7	0	20	27

Column1	NAPSID	ServiceName	State	Resident Cases	Resident Deaths	Staff Cases	Total Cases
1045	2674	Jewish Care (VIC) Inc Residential Homes Carnegie	Vic	1	0	4	5
1046	26593	Samkay Health Tyabb	Vic	3	0	2	5
1047	2637	Arcare Knox	Vic	2	0	0	2
1048	2619	Brentwood Nursing Home	Vic	1	1	0	1
1049	2610	Traralgon Aged Care	Vic	3	0	8	11
1050	2343	Estia Health Melton South	Vic	3	0	11	14
1051	2324	Arcare Sydenham	Vic	28	0	24	52
1052	2314	Estia Health Heidelberg West	Vic	2	0	1	3
1053	2310	Embracia in Reservoir	Vic	2	0	1	3
1054	2316	Arcare Hillside	Vic	2	0	4	6
1055	23010	Greenview	Vic	12	0	1	13
1056	2293	Marina Residential Aged Care Service	Vic	1	0	0	1
1057	22865	Racecourse Grange Residential Care	Vic	1	0	20	21
1058	2275	Vasey RSL Care Brighton	Vic	3	0	2	5
1059	2273	Latrobe Regional Hospital Nursing Home	Vic	3	0	3	6
1060	2098	Twin Parks Hostel	Vic	1	0	1	2
1061	2266	The Alexander Aged Care Centre	Vic	9	1	11	20
1062	22685	Weary Dunlop Retirement Village	Vic	2	0	4	6
1063	2164	McKellar Centre	Vic	1	0	2	3
1064	2221	Morrie Evans Wing Nursing Home	Vic	2	0	1	3
1065	2235	Maldon Hospital - Mountview Nursing Home	Vic	1	0	5	6
1066	2245	Japara George Vowell	Vic	3	0	8	11
1067	2177	Regis Inala Lodge	Vic	27	0	4	31
1068	2186	HammondCare - The Glens	Vic	6	0	6	12
1069	2197	Grant Lodge Aged Care Facility	Vic	1	0	0	1
1070	2200	Vasey RSL Care Brighton East	Vic	3	2	25	28
1071	2203	Regis Shenley Manor	Vic	16	0	14	30
1072	2128	Vasey RSL Care Bundoora	Vic	7	0	1	8

Column1	NAPSID	ServiceName	State	Resident Cases	Resident Deaths	Staff Cases	Total Cases
1073	2120	Allawah Special Care Hostel	Vic	2	0	2	4
1074	2105	Lyndoch Hostel	Vic	1	0	7	8
1075	2088	St Paul's Hostel for the Elderly	Vic	1	0	0	1
1076	2089	Trentham Hostel	Vic	1	0	3	4
1077	2040	Bindaree Retirement Centre	Vic	2	0	0	2
1078	2045	Mercy Place Lynbrook	Vic	0	0	6	6
1079	2025	mecwacare Ballan Hostel	Vic	4	0	1	5
1080	2026	Coptic Hostel	Vic	2	0	7	9
1081	1998	Regis Rosebud	Vic	0	0	14	14
1082	2008	Arcare Reservoir	Vic	2	0	2	4
1083	1981	Clarendon Grange Hostel	Vic	0	0	5	5
1084	2014	Cheltenham Manor	Vic	1	0	12	13
1085	1990	Chomley House Hostel	Vic	1	0	7	8
1086	19382	Grand Cedar	Vic	4	0	0	4
1087	19315	Baptcare Wattle Grove Community	Vic	30	1	16	46
1088	19354	Baptcare The Orchards Community	Vic	5	0	10	15
1089	1926	MiCare Avondrust Lodge	Vic	3	0	3	6
1090	1929	BlueCross Livingstone Gardens	Vic	2	0	4	6
1091	1910	mecwacare Vincent House	Vic	8	0	2	10
1092	1897	Corpus Christi Community	Vic	1	0	5	6
1093	1889	Glendale Aged Care	Vic	1	0	7	8
1094	1879	Regis East Malvern	Vic	39	0	23	62
1095	1882	Villa Maria Catholic Homes John R Hannah Aged Care Residence	Vic	34	1	25	59
1096	1855	Faversham House	Vic	1	0	7	8
1097	1857	Mayflower Reservoir	Vic	37	0	10	47
1098	1830	Benetas St Laurence Court - Eaglehawk	Vic	1	0	0	1
1099	1833	Mercy Place Fernhill	Vic	1	0	0	1

Column1	NAPSID	ServiceName	State	Resident Cases	Resident Deaths	Staff Cases	Total Cases
1100	1836	Churches of Christ Oak Towers Aged Care Service	Vic	7	0	11	18
1101	1823	Emerald Hill Residence	Vic	2	0	0	2
1102	1814	Benetas St Paul's Terrace	Vic	6	0	1	7
1103	1784	Nazareth House Camberwell	Vic	6	0	3	9
1104	1803	AdventCare Whitehorse	Vic	7	0	9	16
1105	1807	Wharparilla Lodge	Vic	1	0	0	1
1106	1779	BlueCross Ivanhoe	Vic	9	0	24	33
1107	12280	Albury Wodonga Health Residential Care Program	Vic	2	0	0	2
1108	1797	Vasey RSL Care Frankston South	Vic	1	0	5	6
1109	1916	Benetas St Laurence Court - Kangaroo Flat	Vic	1	0	0	1
1110	1994	Croydon Grove Care Community	Vic	2	0	3	5
1111	2060	Moyola Lodge Hostel	Vic	2	0	2	4
1112	2261	Villa Maria Catholic Homes Bundoora Aged Care Residence	Vic	27	0	23	50
1113	2298	Estia Health Coolaroo	Vic	10	0	5	15
1114	23485	Langwarrin Community Aged Care	Vic	14	0	13	27
1115	2616	Japara Bayview	Vic	6	0	12	18
1116	2852	Vermont Aged Care	Vic	1	0	2	3
1117	2839	Bupa Bellarine Lakes	Vic	0	0	3	3
1118	2920	The Oaks Nursing Home-Gisborne	Vic	33	1	12	45
1119	5702	Bupa Greensborough	Vic	2	0	6	8
1120	7099	The Heights Donvale	Vic	1	0	0	1
1121	27669	Arcare Balnarring	Vic	0	0	0	0
1122	22901	Hope Aged Care Swan Hill	Vic	0	0	3	3
1123	2269	Estia Health Ringwood	Vic	0	0	0	0
1124	2010	Japara Elouera	Vic	5	0	3	8
1125	1791	Cohuna Village	Vic	0	0	0	0
1126	1763	Mercy Place Corben	Vic	2	0	0	2

Column1	NAPSID	ServiceName	State	Resident Cases	Resident Deaths	Staff Cases	Total Cases
1127	1810	Mercy Place Boronia	Vic	8	0	4	12
1128	1884	BlueCross Box Hill	Vic	28	0	18	46
1129	2141	Kurrajong Lodge	Vic	0	0	4	4
1130	2849	South Port Community Residential Home	Vic	2	0	3	5
1131	3037	Carrum Downs Aged Care	Vic	3	0	1	4
1132	5471	Regis Dandenong North	Vic	17	0	21	38
1133	5451	Somerville Gardens Care Community	Vic	1	0	2	3
1134	5387	Costa House	Vic	1	0	1	2
1135	7525	Moran Roxburgh Park	Vic	1	0	9	10
1136	6492	Newmans on the Park	Vic	4	0	11	15
1137	5353	Baptcare - Karana Community	Vic	1	0	13	14
1138	5284	BlueCross Glengowrie	Vic	17	0	14	31
1139	2736	Estia Health Grovedale	Vic	1	0	6	7
1140	2326	Inverloch Coast Care Community	Vic	9	0	5	14
1141	22726	Mount Clear Aged Care	Vic	6	1	10	16
1142	22843	Epping Gardens	Vic	4	0	2	6
1143	2081	Villa Maria Catholic Homes St Bernadette's Aged Care Residence	Vic	2	0	3	5
1144	19351	Luson The Vue	Vic	2	0	8	10
1145	1930	Multicultural Aged Care Services Geelong Inc	Vic	5	0	3	8
1146	1848	Uniting AgeWell Hawthorn Community	Vic	2	0	1	3
1147	1808	Edgarley Home	Vic	0	0	2	2
1148	2122	Assisi Centre Aged Care	Vic	13	0	6	19
1149	2101	The Ashley	Vic	4	0	3	7
1150	1971	Hillview Bunyip Aged Care Inc	Vic	1	0	5	6
1151	1972	Oaklea Hall	Vic	4	0	8	12
1152	2288	Calvary Balmoral Grove	Vic	1	0	11	12
1153	2308	Melville Grange Hostel	Vic	1	0	7	8

Column1	NAPSID	ServiceName	State	Resident Cases	Resident Deaths	Staff Cases	Total Cases
1154	2327	Cabrini Residential Care - Ashwood	Vic	0	0	3	3
1155	2657	Hope Aged Care Brunswick	Vic	1	0	0	1
1156	26603	Japara Rye Sands	Vic	12	0	12	24
1157	2709	Trinity Manor	Vic	6	1	8	14
1158	27653	mecwacare Jubilee House	Vic	3	0	1	4
1159	2807	Kensington Grange	Vic	9	0	0	9
1160	2901	Jeparit & District Nursing Home	Vic	1	0	1	2
1161	3049	Holmwood Aged Care Facility	Vic	2	0	1	3
1162	2990	Monash Gardens	Vic	1	0	0	1
1163	2991	Hesse Rural Health Service Nursing Home	Vic	1	0	2	3
1164	5313	Japara Kelaston	Vic	4	0	4	8
1165	5445	Estia Health Plenty Valley	Vic	1	0	0	1
1166	5713	Japara Scottvale	Vic	10	0	12	22
1167	6326	Lifeview Willow Wood	Vic	7	0	10	17
1168	6491	Bupa Kyneton	Vic	2	0	3	5
1169	5928	Mercy Place East Melbourne	Vic	2	0	15	17
1170	2716	Centennial Lodge	Vic	1	0	1	2
1171	26572	Baptcare Coasthaven Community	Vic	0	0	4	4
1172	2666	Japara Lower Plenty Garden Views	Vic	8	0	14	22
1173	2678	Bupa Donvale	Vic	10	0	6	16
1174	25096	Bentleys Aged Care	Vic	0	0	3	3
1175	22952	St Vincent's Care Services Werribee	Vic	4	0	3	7
1176	2292	Villa Del Sole	Vic	5	0	0	5
1177	22872	Clifton Views	Vic	2	0	1	3
1178	2062	St Vincent's Care Services Eltham - Willandra Lodge	Vic	4	0	2	6
1179	2046	Numurkah Pioneers Memorial Lodge	Vic	2	0	0	2
1180	2134	Coppin Centre	Vic	5	0	26	31
1181	2160	Rochester Nursing Home Annexe	Vic	0	0	4	4

Column1	NAPSID	ServiceName	State	Resident Cases	Resident Deaths	Staff Cases	Total Cases
1182	1828	Melaleuca Aged Care	Vic	0	0	2	2
1183	1887	Prom Country Aged Care	Vic	0	0	4	4
1184	1917	Wantirna Views Care Community	Vic	2	0	8	10
1185	2079	Rochester and District Hostel	Vic	0	0	4	4
1186	2346	Baptcare - Westhaven Community	Vic	0	0	7	7
1187	1764	Margery Cole Residential Care Service	Vic	7	0	6	13
1188	1914	Westmont Homestead	Vic	1	0	9	10
1189	2250	Karinya	Vic	0	0	2	2
1190	2300	Doutta Galla Queens Park Aged Care Facility	Vic	1	0	1	2
1191	1834	Mayflower Brighton	Vic	1	0	4	5
1192	5725	Ranelagh Gardens	Vic	1	0	0	1
1193	5927	Churches of Christ Arcadia Aged Care Service	Vic	1	0	0	1
1194	2653	Ferndale Gardens Aged Care Services	Vic	10	1	1	11
1195	5911	Village Glen Aged Care Residences - Mornington	Vic	17	1	5	22
1196	2152	Homewood Residential Aged Care	Vic	7	0	1	8
1197	2851	Westgate Aged Care Facility	Vic	0	0	0	0
1198	5415	Estia Health Werribee	Vic	0	0	2	2